



Public Building Commission of Chicago 2012 Year End Staff Reports





Richard J. Daley Center
50 W. Washington Street
Room 200
Chicago, Illinois 60602
(312) 744-3090
Fax: (312) 744-8005
www.pbcchicago.com

BOARD OF COMMISSIONERS

Chairman
RAHM EMANUEL
Mayor
City of Chicago

Treasurer
DR. BYRON T. BRAZIER
Pastor
Apostolic Church of God

MARTIN CABRERA, JR.
Chief Executive Officer
Cabrera Capital Markets, LLC

THOMAS J. KOTEL
City of Chicago

TONI PRECKWINKLE
President
Cook County Board of Commissioners

ARNOLD RANDALL
General Superintendent
Forest Preserve District of Cook County

JUAN R. RANGEL
Executive Director
United Neighborhood Organization

SAMUEL WM. SAX
Chairman
Financial Relations, Inc.

MARIYANA T. SPYROPOULOS
Commissioner
Metropolitan Water Reclamation District
of Greater Chicago

BRYAN TRAUBERT
President
Chicago Park District

DAVID J. VITALE
President
Chicago Board of Education

Executive Director
ERIN LAVIN CABONARGI

Secretary
LORI ANN LYPSON

Assistant Secretary
A. JOSEPH DEAL

Assistant Treasurer
TANYA FOUCHER-WEEKLEY

February 13, 2013

Members of the Board of the Public Building Commission of Chicago

Re: Public Building Commission of Chicago
2012 Year End Staff Report

As you may recall, at the beginning of 2009 the Public Building Commission staff rolled out a series of new reports to provide additional information on all aspects of our current programs and projects. The report is intended to communicate project status, analyze market trends and communicate performance metrics on a regular basis promoting the highest level of accountability and transparency. Attached please find the 2012 Year End Staff Report.

2012 Year End Staff Report

1. Letter from Executive Director & Executive Summary Report
2. Program Forecast Report
3. Market Conditions Report
4. Program Cost Status Report
5. Program Cost Effectiveness Report
 - Open Projects Construction Change Order Q4 2012 Report
 - Indirect Costs as a Percentage of Construction Costs
6. Monthly Project Status Report
7. Sustainable Development Q4 2012 Status Report
8. M/WBE Commitment Reports
 - M/WBE Construction Contract Commitment Report for Projects Awarded in 2012
 - M/WBE Professional Services Commitment Report for Projects Awarded in 2012
9. M/WBE Compliance Reports
 - M/WBE & EEO Construction Contract Compliance Report for Projects Completed in 2012
 - M/WBE Professional Services Compliance Report for Projects Completed in 2012
 - M/WBE Professional Services Compliance Report for Administrative Services Paid in 2012
10. Specialty Consultant Q4 2012 Award and Commitment Report

The entire 2012 Year End Staff Report can also be found on the PBC website at www.pbcchicago.com.

Please do not hesitate to contact me if you require additional information or have any questions on these new reports. Thank you for your continued interest and support.

Sincerely,

Erin Lavin Cabonargi
Executive Director



Report Highlights –2012 Year End

1. Letter from Executive Director & Executive Summary Report

The details included in the 2012 Year End Report are intended to communicate project status, analyze market trends and communicate performance metrics.

2. Program Forecast Report

This report has been developed for distribution to the Board, clients and MBE/WBE Assistance Agencies as well as prospective bidders to share upcoming opportunities and milestones for projects in Planning, Design, and Construction.

3. Market Conditions Report

This graphic illustrates comparative costs of like buildings, thereby tracking market trends.

4. Program Cost Status Report

As of December 31, 2012, current multi-year program authority exceeds \$2.2B in project development cost. Currently, projects are under budget by 8.17%, representing a variance of \$184MM under the original undertaking budgets. A limited number of budget revisions have been authorized due to changes in project scope. Including these revisions, projects are under budget by 8.60%, representing a variance of \$195MM under the revised undertaking budgets.

The PBC works closely with User Agency Staff throughout the development of a project to ensure that only the funds necessary to complete a project are raised.

5. Program Cost Effectiveness Report

Recognizing the need to be good stewards of the public fund, in addition to getting competitive construction bids and managing projects to approved budgets, additional areas of focus include managing change orders and indirect project costs:

Open Projects Construction Change Order Q4 2012 Report

The approved change order % for construction projects is **2.8%**. The projected change order % for all construction contracts is 4.2%, including potential change orders and those in process. These rates are **below the industry standard change order percentage** for new municipal and educational construction work at 3-5%.

Indirect Costs as a Percentage of Construction Costs

The PBC tracks all project costs throughout the life of a project, including all Indirect Costs, also known as “soft costs” (Planning, Environmental Testing & Consulting, Design, and Program and Project Management) and all Construction Costs, also known as “hard costs” (Demolition, Site Prep, Utility Relocation and General Construction).

The PBC’s Indirect Costs average **16.26%** of Construction costs. The PBC’s Indirect Costs are particularly cost effective on large scale projects and programs, averaging 12.32% of construction costs on projects where construction is \$50M or higher. **This is consistently below the industry average of 25%.**

6. Monthly Project Status Report

This report provides an individual detailed snapshot of every active PBC project.

7. Sustainable Development Q4 Status Report

This report provides a detailed snapshot of the PBC’s LEED certified projects and metrics. Through Q4 2012, the PBC has achieved LEED Certification on 49 municipally owned projects, with an additional 29 registered projects. The City of Chicago has more LEED certified municipally owned facilities than any other city in the nation.

Executive Summary Report

Public Building Commission of Chicago • Richard J. Daley Center • 50 West Washington, Room 200 • Chicago, Illinois 60602 • Tel: 312-744-3090 • Fax: 312-744-8005



8. M/WBE Commitment Reports

M/WBE Construction Contract Commitment Report for Projects Awarded in 2012

Through Q4 2012, eight contracts for General Construction (GC) projects were awarded, work orders on six Job Order Contract (JOC) were issued, work orders for two Special Projects were issued, and one design-build contract was awarded. Below are the M/WBE Commitments at award:

Type	Total Contract Value	MBE Commitment	MBE Value (At Award)	WBE Commitment	WBE Value (At Award)
General Construction	\$41,338,871.00	25.01%	\$10,339,403.00	5.02%	\$2,075,312.00
JOC	\$3,465,353.61	20.67%	\$716,217.00	31.91%	\$1,105,674.20
Special Projects	\$21,029,693.69	19.45%	\$4,091,047.62	3.09%	\$649,360.00
Design Build	\$11,310,217.00	39.48%	\$4,465,785.36	5.09%	\$575,800.00
Total	\$77,144,135.30	25.42%	\$19,612,452.98	5.71%	\$4,406,146.20

M/WBE Professional Services Commitment Report for Projects Awarded in 2012

(AOR, Environmental Consultant-Category A, B, & C, Environmental Consultant-Reno & Demo, Traffic Study, Geotechnical Consultant, Commissioning Authority, Material Testing Service, Surveyor Service, Construction Signage and Comprehensive Printing Services)

Through Q4 2012, professional consulting services on nine construction projects have been awarded. Below are the M/WBE Commitments at award:

Type	Total Contract Value	MBE Commitment	MBE Value (At Award)	WBE Commitment	WBE Value (At Award)
Professional Services (Project)	\$6,012,205.52	40.84%	\$2,455,602.49	16.81%	\$1,010,507.76

9. M/WBE Compliance Reports

M/WBE & EEO Construction Contract Compliance Report for Projects Completed in 2012

M/WBE Professional Services Compliance Report for Projects Completed in 2012

(AOR, Environmental Consultant-Category A, B, & C, Environmental Consultant-Reno & Demo, Traffic Study, Geotechnical Consultant, Commissioning Authority, Material Testing Service, Surveyor Service, Construction Signage and Comprehensive Printing Services)

Through Q4 2012, nineteen construction projects were completed. A total of twenty-two GC contracts and two Job Order Contracts (JOC) were awarded on these nineteen projects. Below is the M/WBE participation achieved on both the construction contracts and the professional services associated with those projects as of Q4 2012:

Type	Total Contract Value	Total Paid to Date	MBE Participation Achieved	MBE Value Paid to Date	WBE Participation Achieved	WBE Value Paid to Date
General Construction	\$283,338,239.32	\$248,153,308.18	27.39%	\$67,957,087.52	5.62%	\$13,937,592.81
JOC	\$3,501,351.52	\$3,398,627.04	35.04%	\$1,190,870.45	6.12%	\$207,988.48
Professional Services	\$29,910,344.25	\$24,252,023.31	46.42%	\$11,257,448.99	11.41%	\$2,766,814.73
Total	\$316,749,935.09	\$275,803,958.53	29.15%	\$80,405,406.96	6.13%	\$16,912,396.02

Executive Summary Report

Public Building Commission of Chicago • Richard J. Daley Center • 50 West Washington, Room 200 • Chicago, Illinois 60602 • Tel: 312-744-3090 • Fax: 312-744-8005



M/WBE Professional Services Compliance Report for Administrative Services Paid in 2012

The PBC also tracks compliance on program-wide professional administrative consulting services. These professional services are not project specific and include but are not limited to: audit services, legal counsel, inspector general, insurance brokerage services, real estate management, and computer services. Below is the M/WBE Participation Achieved as of Q4 2012:

Type	Total Paid to Date	MBE Participation Achieved	MBE Value Paid to Date	WBE Participation Achieved	WBE Value Paid to Date
Professional Services (Program)	\$22,844,288	46%	\$10,451,089	5%	\$1,196,955

10. Specialty Consultant Q4 2012 Award and Commitment Report

In the 4th Quarter of 2012, twenty-three (23) task orders valuing \$1,004,715.28 were issued against the Specialty Consultant term contracts (Surveying, Commissioning, Environmental Categories A, B and C, Environmental Renovation / Demolition, Geotechnical, Traffic Study, and Construction Inspection and Material Testing.) Below are the M/WBE Commitments for these task orders at award:

Type	Total Contract Value	MBE Commitment	MBE Value (at Award)	WBE Commitment	WBE Value (at Award)
Specialty Consultant Awards	\$1,004,715.28	43%	\$434,730.50	7%	\$66,290.75

Program Forecast Report

Public Building Commission of Chicago · Richard J. Daley Center · 50 West Washington, Room 200 · Chicago, Illinois 60602 · Tel: 312-744-3090 · Fax: 312-744-8005



This report has been developed for distribution to the Board, clients and MBE/WBE Assistance Agencies as well as prospective bidders to share upcoming opportunities and milestones for projects in Planning, Design, and Construction.

Program Forecast (Status Date: 12/31/12)



Public Building Commission of Chicago • Richard J. Daley Center • 50 West Washington St, Room 200 • Chicago, IL 60602 • Phone: 312.744.3090 • Fax: 312.744.8005

ProjectName	Address	Ward	Issue for Bid	Bid Award Date	Construction Start (Notice to Proceed)	Construction Finish (Projected Substantial Completion)	Facility Opening
Projects in Construction							
Edgewater Branch Library	6000 N. Broadway	48	9/30/2011	1/10/2012	1/24/2012	04/10/13	June 2013
Ping Tom Park Field House	265 W. 18th Street	25	3/16/2012	7/11/2012	1/9/2013	08/30/13	August 2013
Back of the Yards Area High School	2111 W. 47th St.	12	11/30/2010	2/17/2011	3/3/2011	05/09/13	September 2013
Jones College Prep Replacement High School	606 S. State St.	2	5/25/2011	7/28/2011	6/8/2011	07/01/13	September 2013
Stevenson Elementary School Linked Annex	8010 S. Kostner	13	12/6/2011	2/15/2012	2/27/2012	01/21/13	February 2013
Projects in Design							
Nathan Hale Elementary School Linked Annex	6140 S. Melvina Ave.	23	12/18/2012	2/13/2013	February 2013	December 2013	Winter 2013/14
Edison Park Elementary School Linked Annex	6220 N. Olcott Ave.	41	12/18/2012	2/13/2013	February 2013	December 2013	Winter 2013/14
Bell Elementary School Addition	3730 N. Oakley Ave.	47	2/5/2013	3/13/2013	April 2013	February 2014	Spring 2014
Albany Park Branch Library	3401 W. Foster	39	4/5/2013	5/15/2013	May 2013	June 2014	Summer 2014
Projects in Planning							
Chicago Children's Advocacy Center Addition	1240 S. Damen Ave.	2	TBD	TBD	TBD	TBD	TBD
Chicago Vocational Career Academy (CVCA)	2100 E. 87th St.	8	TBD	TBD	TBD	TBD	TBD
Higgins Elementary School Roof Replacement and Exterior Renovation	11710 S. Morgan St.	34	3/14/2013	4/10/2013	April 2013	August 2013	Fall 2013
Southeast Area Elementary School	105th St. & Indianapolis Ave.	10	TBD	TBD	TBD	TBD	TBD
Chinatown Branch Library	2100 S. Wentworth Ave.	25	3/5/2013	7/10/2013	July 2013	October 2014	Winter 2015
Whitney Young Branch Library	7901 S. King Dr.	6	TBD	TBD	TBD	TBD	TBD
Retrofit Chicago-2FM (MAGEPC)	Multiple Locations	0	TBD	TBD	TBD	TBD	TBD
Forest Preserve District of Cook County Building Needs Assessment and Preventative Maintenance	Multiple Locations	0	N/A	N/A	N/A	N/A	N/A

The projects listed below are in Pre-Planning and not included in the list above:

- 4 Prospective Chicago Public Schools Projects
- 1 Prospective Library Project
- 2 Prospective Chicago Park District Projects
- Multiple Prospective Energy Efficiency Projects

Market Conditions Report

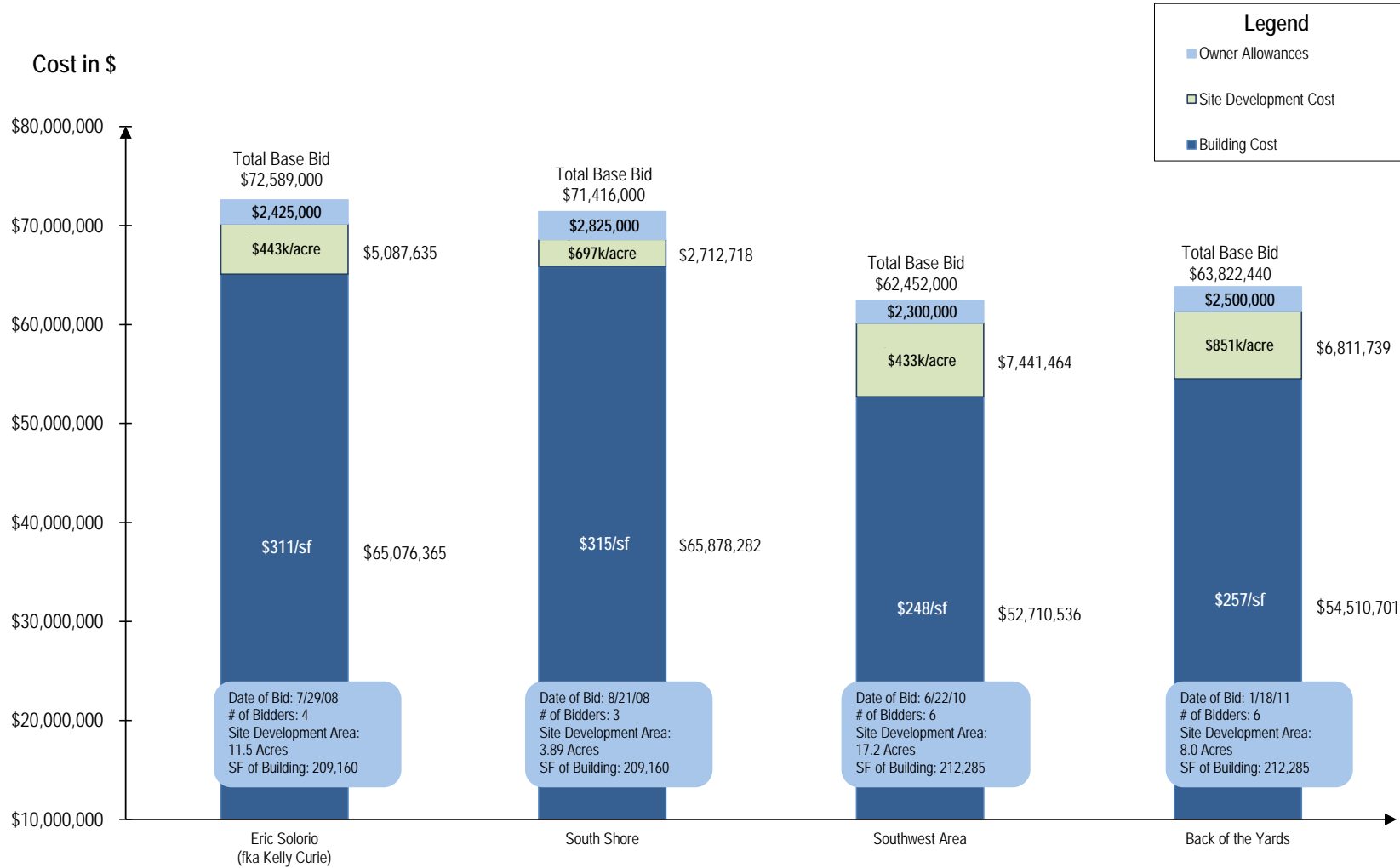


Public Building Commission of Chicago • Richard J. Daley Center • 50 West Washington, Room 200 • Chicago, Illinois 60602 • Tel: 312-744-3090 • Fax: 312-744-8005

This graphic illustrates comparative costs of like buildings, thereby tracking market trends.

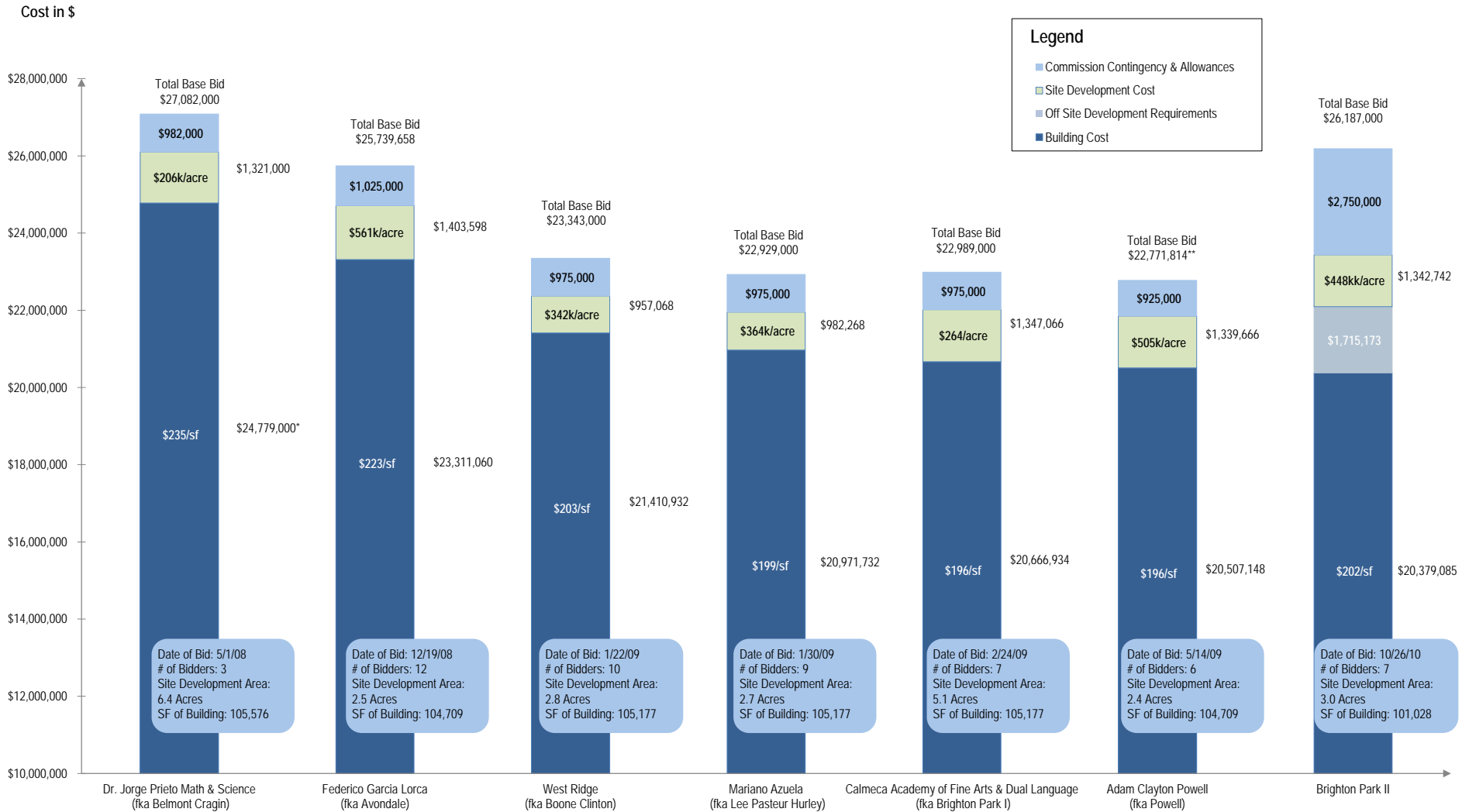
Market Conditions Report - Prototype High Schools (Current as of 12/31/12)

Public Building Commission of Chicago • Richard J. Daley Center • 50 West Washington, Room 200 • Chicago, Illinois 60602 • Tel: 312-744-3090 • Fax: 312-744-8005



Market Conditions Report - Prototype Elementary Schools (Current as of 12/31/2012)

Public Building Commission of Chicago • Richard J. Daley Center • 50 West Washington, Room 200 • Chicago, Illinois 60602 • Tel: 312-744-3090 • Fax: 312-744-8005

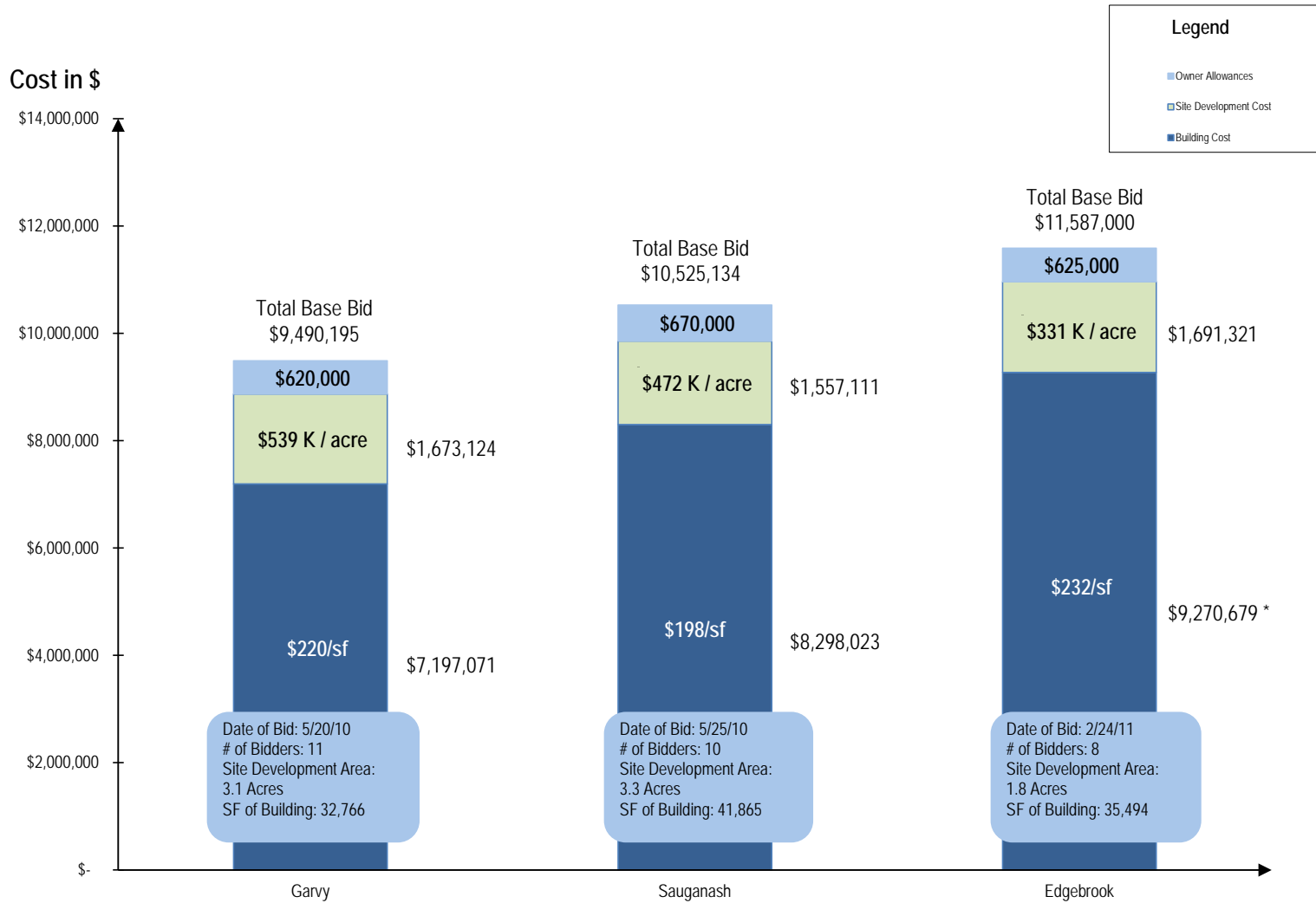


* Includes \$118k allowance for project acceleration.

** Total Base Bid of \$26,000,000 includes \$3,228,186 for site preparation and was adjusted in this report for comparison purposes to \$22,771,814 = \$26,000,000 - \$3,228,186.

Market Conditions Report - Elementary School Additions (Current as of 12/31/12)

Public Building Commission of Chicago • Richard J. Daley Center • 50 West Washington, Room 200 • Chicago, Illinois 60602 • Tel: 312-744-3090 • Fax:312-744-8005

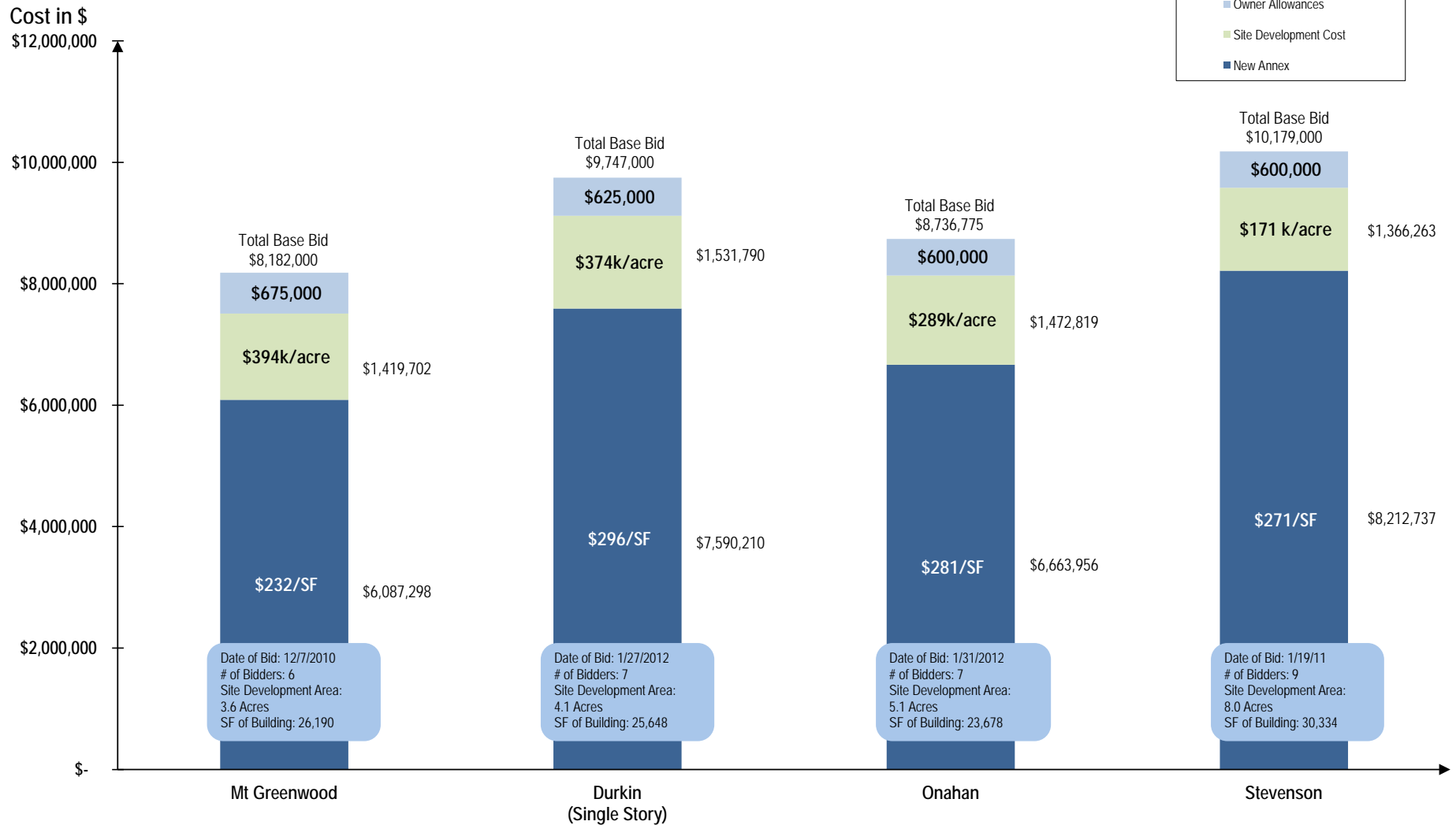
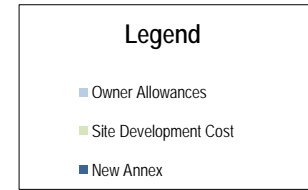


* Includes caisson foundation system.

** Additions are not prototypical, therefore they have variance in square footage.

Market Conditions Report - Elementary School Linked Annex (Current as of 12/31/12)

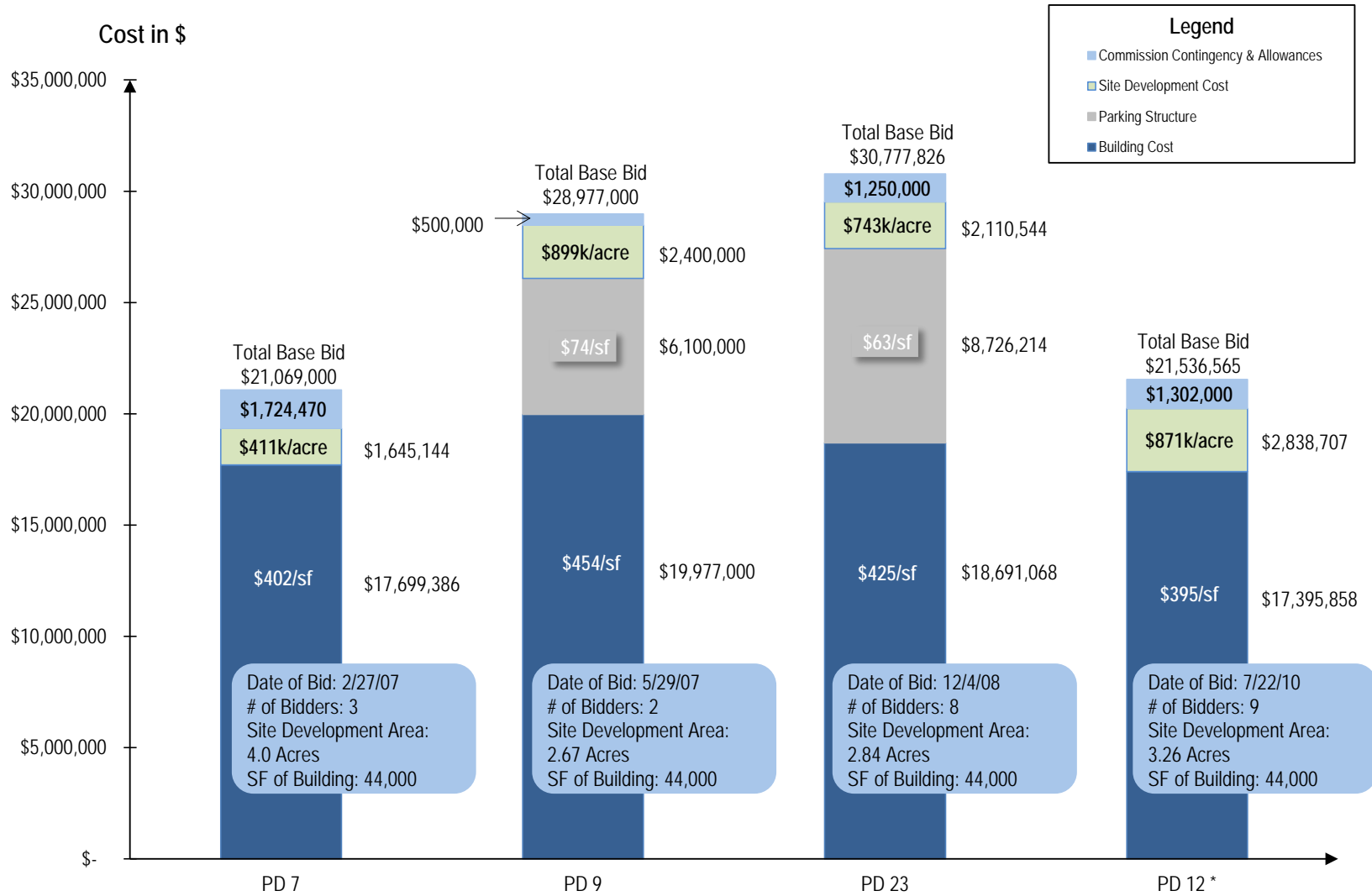
Public Building Commission of Chicago • Richard J. Daley Center • 50 West Washington, Room 200 • Chicago, Illinois 60602 • Tel: 312-744-3090 • Fax: 312-744-8005



* Caisson work is included in the Mt. Greenwood Site Development cost.

Market Conditions Report -Prototype Police Stations (Current as of 12/31/12)

Public Building Commission of Chicago • Richard J. Daley Center • 50 West Washington, Room 200 • Chicago, Illinois 60602 • Tel: 312-744-3090 • Fax:312-744-8005

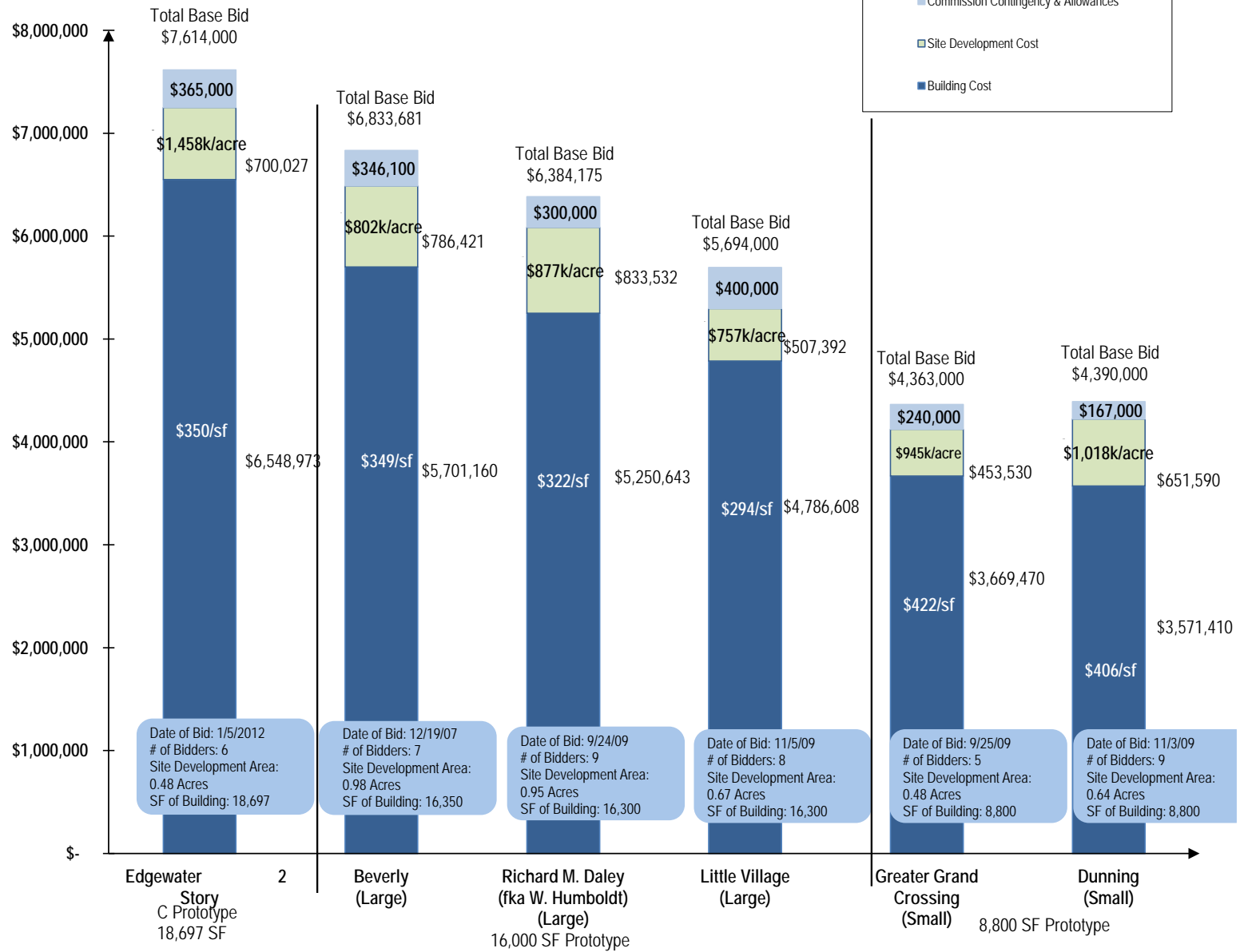


* Includes geothermal and rainwater harvesting and communication tower technology.

Market Conditions Report - Prototype Libraries (Current as of 12/31/12)

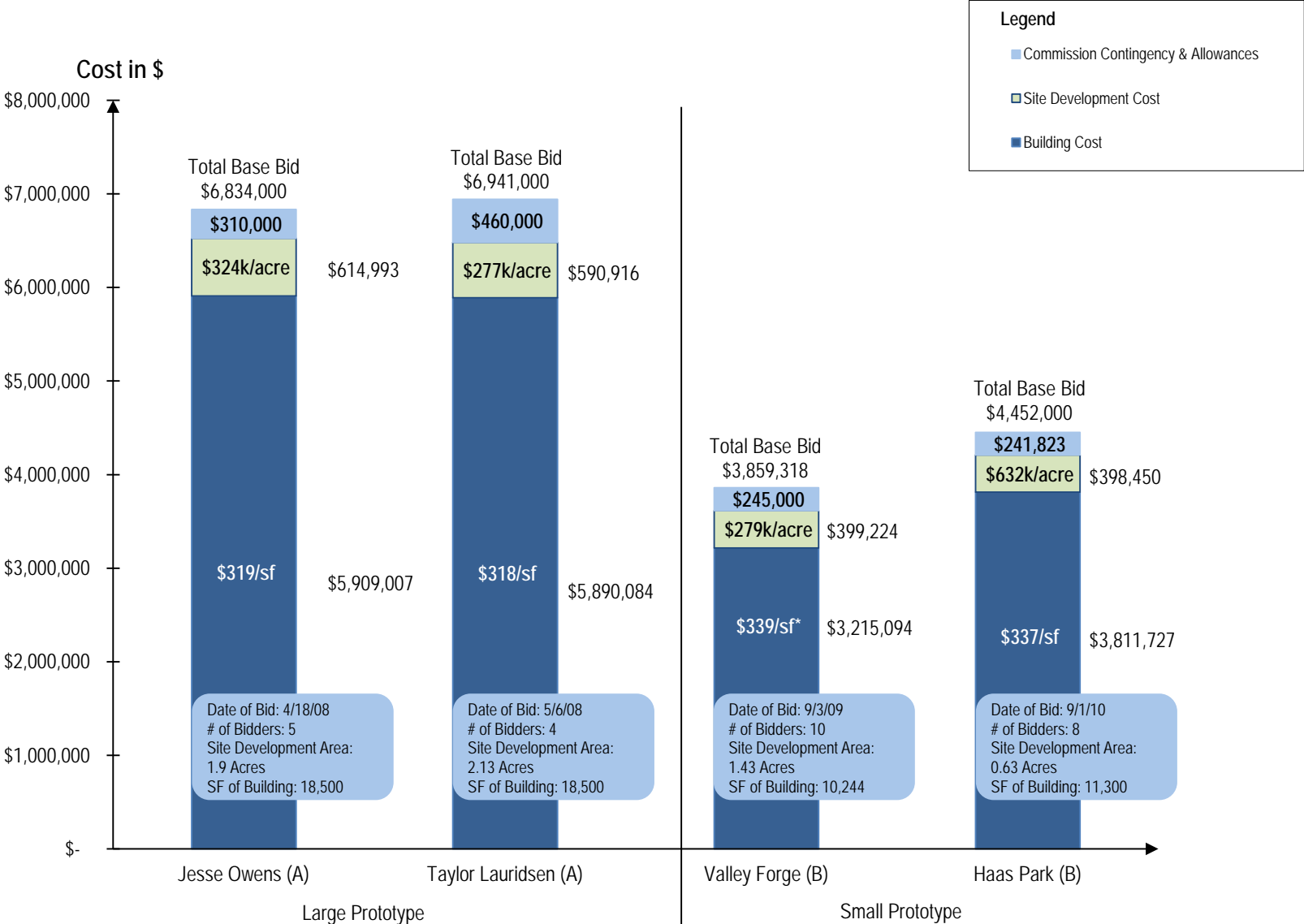


Cost in \$



Market Conditions Report - Prototype Fieldhouses (Current as of 12/31/12)

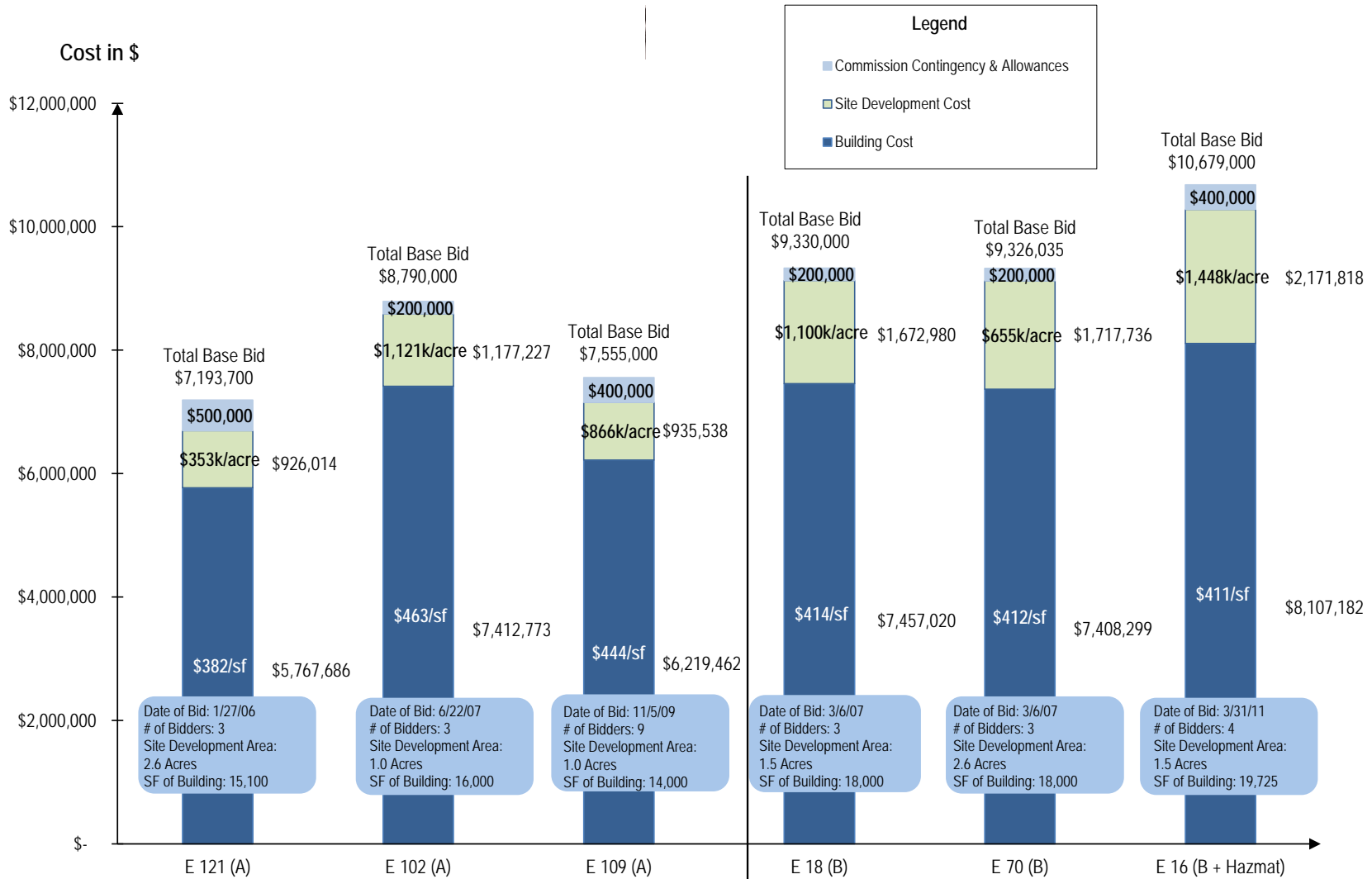
Public Building Commission of Chicago • Richard J. Daley Center • 50 West Washington, Room 200 • Chicago, Illinois 60602 • Tel: 312-744-3090 • Fax: 312-744-8005



* Includes change order of \$25/sf for geothermal and rain harvesting systems.

Market Conditions Report - Prototype Fire Houses (Current as of 12/31/12)

Public Building Commission of Chicago • Richard J. Daley Center • 50 West Washington, Room 200 • Chicago, Illinois 60602 • Tel: 312-744-3090 • Fax: 312-744-8005



Program Cost Status Report

Public Building Commission of Chicago • Richard J. Daley Center • 50 West Washington, Room 200 • Chicago, Illinois 60602 • Tel: 312-744-3090 • Fax: 312-744-8005



As of December 31, 2012, current multi-year program authority exceeds \$2.2B in project development cost. Currently, projects are under budget by 8.17%, representing a variance of \$184MM under the original undertaking budgets. A limited number of budget revisions have been authorized due to changes in project scope. Including these revisions, projects are under budget by 8.60%, representing a variance of \$195MM under the revised undertaking budgets.

The PBC works closely with User Agency Staff throughout the development of a project to ensure that only the funds necessary to complete a project are raised.



LAST REVISED: 12/31/2012

PBC - PROGRAM COST STATUS REPORT (Without User Agency)

USER AGENCY PROGRAM	PBC Original Undertaking Budget (1)	Revised Budget (2)	Current Projection 12/31/2012 (3)	Variance Current Projection to Undertaking Budget (4) = 1 - 3		Variance Current Projection to Current Budget (5) = 2 - 3		Comments
Chicago Public Schools	1,423,583,693	1,429,901,535	1,275,859,643	147,724,050	10.38%	154,041,892	10.77%	Subtotal PBC Projects with Signed Undertaking Budgets
Campus Parks	16,606,571	16,593,438	15,126,236	1,480,335	8.91%	1,467,202	8.84%	
Other City of Chicago	95,298,371	97,167,613	95,817,087	(518,716)	-0.54%	1,350,527	1.39%	
Fire Department	104,867,830	105,367,830	99,357,166	5,510,664	5.25%	6,010,664	5.70%	
Public Libraries	107,198,883	107,198,883	101,569,177	5,629,707	5.25%	5,629,707	5.25%	
Police Stations	175,329,061	175,048,220	161,261,484	14,067,577	8.02%	13,786,736	7.88%	
Senior Centers	7,968,500	7,968,500	6,698,658	1,269,842	15.94%	1,269,842	15.94%	
Park District	233,948,353	236,594,997	224,888,959	9,059,394	3.87%	11,706,038	4.95%	
Integrated Surveillance Program	90,610,166	94,160,166	82,342,760	8,267,406	9.12%	11,817,406	12.55%	
Total	2,255,411,429	2,270,001,183	2,062,921,170	184,222,853	8.17%	195,262,607	8.60%	

This report does not include PBC projects which are pending undertaking

Program Cost Effectiveness Report

Public Building Commission of Chicago • Richard J. Daley Center • 50 West Washington, Room 200 • Chicago, Illinois 60602 • Tel: 312-744-3090 • Fax: 312-744-8005



Recognizing the need to be good stewards of the public fund, in addition to getting competitive construction bids and managing projects to approved budgets, additional areas of focus include managing change orders and indirect project costs:

Open Projects Construction Change Order Q4 2012 Report

The **approved change order % for construction projects is 2.8%**. The projected change order % for all construction contracts is 4.2%, including potential change orders and those in process. These rates are **below the industry standard change order percentage** for new municipal and educational construction work at **3-5%**.

Indirect Costs as a Percentage of Construction Costs

The PBC tracks all project costs throughout the life of a project, including all Indirect Costs, also known as "soft costs" (Planning, Environmental Testing & Consulting, Design, and Program and Project Management) and all Construction Costs, also known as "hard costs" (Demolition, Site Prep, Utility Relocation and General Construction).

The PBC's Indirect Costs average **16.26%** of Construction costs. The PBC's Indirect Costs are particularly cost effective on large scale projects and programs, averaging 12.32% of construction costs on projects where construction is \$50M or higher. **This is consistently below the industry average of 25%**.

Cost Effectiveness (Construction Change Order %), Q4- 2012
 January 1, 2011 Through Current (12/31/2012)

Public Building Commission of Chicago • Richard J. Daley Center • 50 West Washington, Room 200 • Chicago, Illinois 60602 • Tel: 312-744-3090 • Fax: 312-744-8005



General Construction

Project	Original Contract Award Including Contingency	Original Base Contract Amount	Approved Changes	Revised Construction Total	Approved Change % from Original	Projected Changes	Total Approved and Projected Changes	Projected Change % from Original
Chicago Public Schools New Construction								
Garvy ES Addition	\$ 9,490,195.00	\$ 9,190,195.00	\$ 658,504.66	\$ 9,848,699.66	7.2%	\$ -	\$ 658,504.66	7.2%
Gwendolyn Brooks HS Addition	\$ 34,855,000.00	\$ 33,955,000.00	\$ 825,887.52	\$ 34,780,887.52	2.4%	\$ 587,906.12	\$ 1,413,793.64	4.2%
Mt. Greenwood ES Linked Annex	\$ 7,955,000.00	\$ 7,605,000.00	\$ 304,039.58	\$ 7,909,039.58	4.0%	\$ (96,513.03)	\$ 207,526.55	2.7%
Sauganash ES Addition	\$ 10,525,134.00	\$ 10,175,134.00	\$ 323,473.38	\$ 10,498,607.38	3.2%	\$ -	\$ 323,473.38	3.2%
Brighton Park II Area ES	\$ 26,187,000.00	\$ 24,687,000.00	\$ 1,426,124.00	\$ 26,113,124.00	5.8%	\$ 30,268.00	\$ 1,456,392.00	5.9%
Edgebrook ES Addition	\$ 11,587,000.00	\$ 11,287,000.00	\$ 560,035.52	\$ 11,847,035.52	5.0%	\$ 6,614.51	\$ 566,650.03	5.0%
Rosenblum Park HS Redevelopment	\$ 3,183,000.00	\$ 3,083,000.00	\$ 192,437.00	\$ 3,275,437.00	6.2%	\$ 33,429.00	\$ 225,866.00	7.3%
South Shore HS - Demolition & Abatement	\$ 2,344,504.00	\$ 2,244,504.00	\$ (132,429.00)	\$ 2,112,075.00	-5.9%	\$ 81,625.00	\$ (50,804.00)	-2.3%
Southwest Area HS	\$ 62,452,000.00	\$ 60,952,000.00	\$ 597,928.99	\$ 61,549,928.99	1.0%	\$ 1,385,890.26	\$ 1,983,819.25	3.3%
Back of the Yards HS	\$ 63,822,440.00	\$ 62,322,440.00	\$ 368,830.00	\$ 62,691,270.00	0.6%	\$ 634,753.00	\$ 1,003,583.00	1.6%
Dominguez Artificial Turf	\$ 947,516.00	\$ 912,516.00	\$ 9,276.57	\$ 921,792.57	1.0%	\$ 11,107.80	\$ 20,384.37	2.2%
Lloyd Artificial Turf	\$ 529,930.00	\$ 504,930.00	\$ 29,100.70	\$ 534,030.70	5.8%	\$ -	\$ 29,100.70	5.8%
Durkin Park Linked Annex	\$ 9,747,000.00	\$ 9,447,000.00	\$ 7,839.00	\$ 9,454,839.00	0.1%	\$ 13,586.80	\$ 21,425.80	0.2%
Jones College Prep Replacement HS	\$ 90,980,000.00	\$ 88,980,000.00	\$ 91,807.00	\$ 89,071,807.00	0.1%	\$ 775,094.00	\$ 866,901.00	1.0%
Onahan Linked Annex	\$ 8,736,775.00	\$ 8,436,775.00	\$ (4,585.40)	\$ 8,432,189.60	-0.1%	\$ 134,150.28	\$ 129,564.88	1.5%
Stevenson Linked Annex	\$ 10,179,000.00	\$ 9,879,000.00	\$ 522,274.00	\$ 10,401,274.00	5.3%	\$ 474,782.72	\$ 997,056.72	10.1%
Subtotal	\$ 353,521,494.00	\$ 343,661,494.00	\$ 5,780,543.52	\$ 349,442,037.52	1.7%	\$ 4,072,694.46	\$ 9,853,237.98	2.9%

Chicago Public Schools Renovation

Collins HS Renovation	\$ 4,606,597.00	\$ 4,106,597.00	\$ 1,234,067.62	\$ 5,340,664.62	30.1%	\$ 36,470.04	\$ 1,270,537.66	30.9%
Air Force Academy - Phase II	\$ 1,542,000.00	\$ 1,392,000.00	\$ 80,748.00	\$ 1,472,748.00	5.8%	\$ -	\$ 80,748.00	5.8%
Air Force Academy - Phase III	\$ 5,984,135.00	\$ 5,534,135.00	\$ 147,610.00	\$ 5,681,745.00	2.7%	\$ (35,883.00)	\$ 111,727.00	2.0%
Henderson ES Renovation	\$ 8,247,000.00	\$ 7,647,000.00	\$ 284,412.16	\$ 7,931,412.16	3.7%	\$ 1,287,007.56	\$ 1,571,419.72	20.5%
Peck ES Renovation	\$ 10,388,000.00	\$ 9,638,000.00	\$ 126,705.38	\$ 9,764,705.38	1.3%	\$ 487,953.62	\$ 614,659.00	6.4%
Subtotal	\$ 30,767,732.00	\$ 28,317,732.00	\$ 1,873,543.16	\$ 30,191,275.16	6.6%	\$ 1,775,548.22	\$ 3,649,091.38	12.9%

Fire Department

Engine Company 109	\$ 7,555,000.00	\$ 7,355,000.00	\$ 635,303.12	\$ 7,990,303.12	8.6%	\$ -	\$ 635,303.12	8.6%
Engine Company 16	\$ 10,679,000.00	\$ 10,379,000.00	\$ 597,378.18	\$ 10,976,378.18	5.8%	\$ 428,619.00	\$ 1,025,997.18	9.9%
Subtotal	\$ 18,234,000.00	\$ 17,734,000.00	\$ 1,232,681.30	\$ 18,966,681.30	7.0%	\$ 428,619.00	\$ 1,661,300.30	9.4%

Public Libraries

Grand Crossing Branch Library	\$ 4,383,000.00	\$ 4,243,000.00	\$ 214,613.00	\$ 4,457,613.00	5.1%	\$ -	\$ 214,613.00	5.1%
Dunning Branch Library	\$ 4,390,000.00	\$ 4,273,000.00	\$ 105,098.50	\$ 4,378,098.50	2.5%	\$ -	\$ 105,098.50	2.5%
Richard M. Daley Branch Library (WHPBL)	\$ 6,384,175.00	\$ 6,234,175.00	\$ 348,722.60	\$ 6,582,897.60	5.6%	\$ -	\$ 348,722.60	5.6%
Little Village Branch Library	\$ 5,694,000.00	\$ 5,494,000.00	\$ 474,349.07	\$ 5,968,349.07	8.6%	\$ -	\$ 474,349.07	8.6%
Humboldt Park Library Renovation & Addition	\$ 2,283,650.00	\$ 2,163,650.00	\$ 575,202.15	\$ 2,738,852.15	26.6%	\$ 80,262.12	\$ 655,464.27	30.3%
Edgewater Branch Library	\$ 7,614,000.00	\$ 7,449,000.00	\$ 142,734.48	\$ 7,591,734.48	1.9%	\$ 139,221.36	\$ 281,955.84	3.8%
Subtotal	\$ 30,748,825.00	\$ 29,856,825.00	\$ 1,860,719.80	\$ 31,717,544.80	6.2%	\$ 219,483.48	\$ 2,080,203.28	7.0%

Police Stations

12th District Police Station Blue Island	\$ 21,536,564.78	\$ 20,843,564.78	\$ 336,457.65	\$ 21,180,022.43	1.6%	\$ (34,890.16)	\$ 301,567.49	1.4%
Subtotal	\$ 21,536,564.78	\$ 20,843,564.78	\$ 336,457.65	\$ 21,180,022.43	1.6%	\$ (34,890.16)	\$ 301,567.49	1.4%

Cost Effectiveness (*Construction Change Order %*), Q4- 2012
 January 1, 2011 Through Current (12/31/2012)



Public Building Commission of Chicago • Richard J. Daley Center • 50 West Washington, Room 200 • Chicago, Illinois 60602 • Tel: 312-744-3090 • Fax: 312-744-8005

General Construction

Project	Original Contract Award Including Contingency	Original Base Contract Amount	Approved Changes	Revised Construction Total	Approved Change % from Original	Projected Changes	Total Approved and Projected Changes	Projected Change % from Original
Other City of Chicago								
Michael Reese Hospital Demolition	\$ 11,574,900.00	\$ 11,537,700.00	\$ 3,075,354.00	\$ 14,613,054.00	26.7%	\$ -	\$ 3,075,354.00	26.7%
Subtotal	\$ 11,574,900.00	\$ 11,537,700.00	\$ 3,075,354.00	\$ 14,613,054.00	26.7%	\$ -	\$ 3,075,354.00	26.7%

Park District

Haas Field House	\$ 4,452,000.00	\$ 4,335,177.00	\$ 253,816.97	\$ 4,588,993.97	5.9%	\$ -	\$ 253,816.97	5.9%
31st Street Harbor - Coastal	\$ 30,316,650.00	\$ 30,316,650.00	\$ (56,881.00)	\$ 30,259,769.00	-0.2%	\$ 792,593.00	\$ 735,712.00	2.4%
31st Street Harbor - Landside/Marina	\$ 54,222,265.00	\$ 52,222,265.00	\$ 1,922,139.00	\$ 54,144,404.00	3.7%	\$ 835,295.00	\$ 2,757,434.00	5.3%
Douglas Park Artificial Turf	\$ 1,401,650.00	\$ 1,358,650.00	\$ 12,689.22	\$ 1,371,339.22	0.9%	\$ 24,345.78	\$ 37,035.00	2.7%
Subtotal	\$ 90,392,565.00	\$ 88,232,742.00	\$ 2,131,764.19	\$ 90,364,506.19	2.4%	\$ 1,652,233.78	\$ 3,783,997.97	4.3%

Subtotal - General Construction	\$ 556,776,080.78	\$ 540,184,057.78	\$ 16,291,063.62	\$ 556,475,121.40	3.0%	\$ 8,113,688.78	\$ 24,404,752.40	4.5%
--	-------------------	-------------------	------------------	-------------------	------	-----------------	------------------	------

CM at Risk

Chicago Public Schools

Ogden Elementary School	\$ 44,788,221.00	\$ 43,428,221.00	\$ 208,048.00	\$ 43,636,269.00	0.5%	\$ -	\$ 208,048.00	0.5%
Subtotal	\$ 44,788,221.00	\$ 43,428,221.00	\$ 208,048.00	\$ 43,636,269.00	0.5%	\$ -	\$ 208,048.00	0.5%

Subtotal - CM at Risk	\$ 44,788,221.00	\$ 43,428,221.00	\$ 208,048.00	\$ 43,636,269.00	0.5%	\$ -	\$ 208,048.00	0.5%
------------------------------	------------------	------------------	---------------	------------------	------	------	---------------	------

Total	\$ 601,564,301.78	\$ 583,612,278.78	\$ 16,499,111.62	\$ 600,111,390.40	2.8%	\$ 8,113,688.78	\$ 24,612,800.40	4.2%
--------------	-------------------	-------------------	------------------	-------------------	------	-----------------	------------------	------

Data Source:

Budget Control System (Primavera Contract Management) as of the 12/31/2012 Data Date

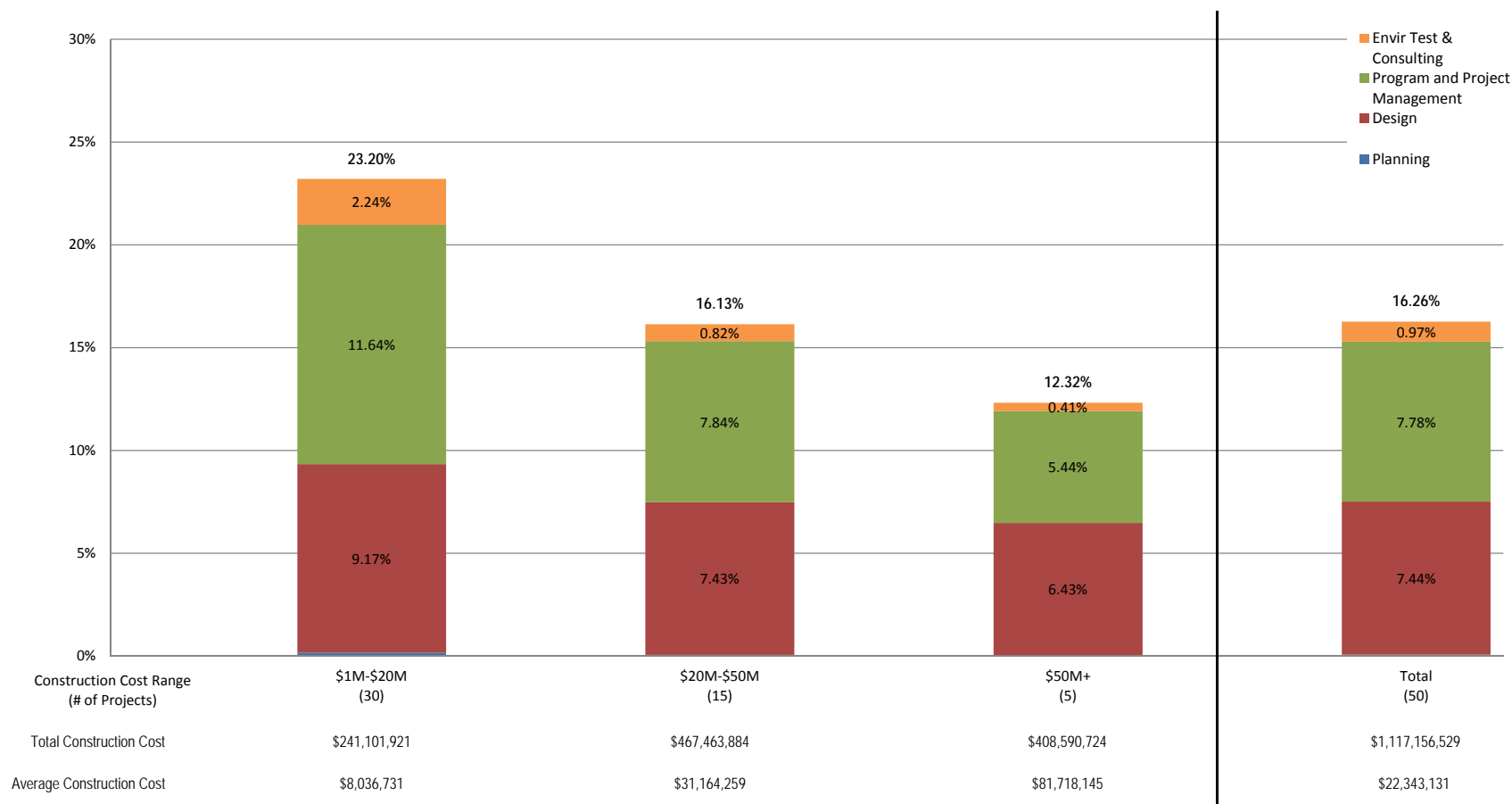
Note:

- 1.) Report includes projects substantially complete as of January 2011 to December 31, 2012 as well as any projects currently under construction
- 2.) Report does not include JOC and Technology projects

Cost Effectiveness (By Construction Cost Range) : Indirect Costs as a Percentage of Construction Costs



Public Building Commission of Chicago · Richard J. Daley Center · 50 West Washington, Room 200 · Chicago, Illinois 60602 · Tel: 312-744-3090 · Fax: 312-744-8005



Data Set Criteria: Projects implemented utilizing a Program Management Organization (PMO)
PBC managed the design
Total construction value is greater than \$1,000,000
Substantial completion achieved prior to the 12/31/2012 data date

Data Source: Budget Control System (Primavera Contract Management) EAC as of the 12/31/2012 data date
Note: Indirect Costs = Planning (1.01-1.07), Envir. Test & Consulting (3.01, 3.03, 3.07), Design (4.01-4.11, 4.13), Program and Project Management (5.01-5.10) including PBC Adminis
Construction Costs = Demolition (2.09), Utility Relocation (2.11), Site Prep. (3.06), and General Construction (6.01 - 6.10)

**PBC Project Development:
Indirect Costs Project List (Current as of 12/31/2012)**

Public Building Commission of Chicago · Richard J. Daley Center · 50 West Washington, Room 200 · Chicago, Illinois 60602 · Tel: 312-744-3090 · Fax: 312-744-8005



\$50M+ Construction Cost Projects

- 1 Westinghouse Replacement High School
- 2 South Shore High School
- 3 Kelly Curie Gage Park High School (Solario Academy)
- 4 31st Street Harbor
- 5 Southwest Area High School (Goode STEM Academy)

\$20-50M Construction Cost Projects

- 1 Ogden International School of Chicago
- 2 Gwendolyn Brooks HS Additions (Southside Area HS)
- 3 Langston Hughes/Davis Developmental Replacement ES
- 4 Southwest Area Middle School (Hernandez Middle School)
- 5 Belmont Cragin Elementary School (Prieto Math & Science Academy)
- 6 23rd District Police Station
- 7 9th District Police Station
- 8 Brighton Park II Area Elementary School (Shields Middle School)
- 9 Brighton Park I Area Elementary School (Calmeca Academy)
- 10 Mark T. Skinner Replacement School
- 11 Boone Clinton Area Elementary School (West Ridge ES)
- 12 Lee/Pasteur/Hurley Area Elementary School (Azuela ES)
- 13 Avondale Irving Park Area Elementary School (Lorca ES)
- 14 Powell Paideia Academy
- 15 12th District Police Station

\$1-20M Construction Cost Projects

- 1 Vehicle Maintenance Facility
- 2 Sauganash Elementary School Addition
- 3 Garvy Elementary School Addition
- 4 Engine Company 109
- 5 Wellington ES Renovation (Marvin Camras ES)
- 6 Taylor-Lauridsen Field House and Park
- 7 Mt. Greenwood ES Linked Annex
- 8 Marshall School Campus Park
- 9 Richard M. Daley Branch Library (West Humboldt Branch Library)
- 10 Jesse Owens Field House and Park
- 11 Little Village / Marshall Square Branch Library
- 12 Greater Grand Crossing Branch Library
- 13 Collins High School Renovation
- 14 Haas Field House
- 15 Dunning Branch Library
- 16 Valley Forge Field House
- 17 Norwood Park Senior Center
- 18 Bontemps School Campus Park
- 19 Engine Company 16
- 20 Michael Reese Hospital Demolition
- 21 Edgebrook Elementary School Addition
- 22 Dominguez Elementary School Turf
- 23 Air Force Academy
- 24 Douglas Park Turf
- 25 Humboldt Park Library Renovation and Addition
- 26 Rosenblum Park Redevelopment
- 27 Onahan Elementary School Linked Annex
- 28 Durkin Elementary School Linked Annex
- 29 Henderson Elementary School Renovation
- 30 Peck Elementary School Renovation

Monthly Project Status Report



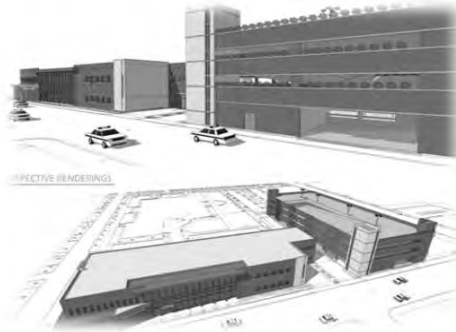

Public Building Commission of Chicago • Richard J. Daley Center • 50 West Washington, Room 200 • Chicago, Illinois 60602 • Tel: 312-744-3090 • Fax: 312-744-8005

This report provides an individual detailed snapshot of every active PBC project.



Public Building Commission of Chicago

Monthly Project Status Report: December 31, 2012



This page is intentionally left blank



Individual Project Listings

Chicago Public Schools

05150	Back of the Yards Area High School	4
05530	Bell Elementary School Addition	5
05620	Chicago Vocational Career Academy (CVCA)	6
05540	Durkin Park Elementary School Linked Annex	7
05650	Edison Park Elementary School Annex	8
05813	Henderson Elementary School Renovation	9
05670	Higgins Elementary School Roof Replacement and Exterior Renovation Project	10
05265	Jones College Prep Replacement High School	11
05640	Nathan Hale Elementary School Linked Annex	12
05550	Onahan Elementary School Linked Annex	13
05814	Peck Elementary School Renovation	14
05310	Southeast Area Elementary School	15
05560	Stevenson Elementary School Linked Annex	16

City of Chicago

04011	Chicago Children's Advocacy Center Addition	17
04410	Ramova Theater Building Stabilization Project	18
04290	Retrofit Chicago-2FM (MAGEPC)	19

Chicago Police Department

09070	12th District Police Station	20
-------	------------------------------	----

Chicago Public Library

08130	Albany Park Branch Library	21
08150	Chinatown Branch Library	22
08050	Edgewater Branch Library	23
08270	Humboldt Park Library Addition and Renovation	24
08070	Whitney Young Branch Library	25

Chicago Park District

11180	Douglas Park Artificial Turf	26
11170	Ping Tom Park Field House	27

Forest Preserve District of Cook County

15010	Building Needs Assessment and Preventative Maintenance Plan	28
-------	---	----

Back of the Yards Area High School



Last Updated: Dec 31, 2012
Address: New
Location: 2111 W. 47th St.
Ward & Alderman: 12 - George A. Cardenas
IL Rep & District: 01 - Dena M. Carli
IL Senator & District: 01- Antonio Muñoz

Project Number: 05150

County Board District & Commissioner: John P. Daley, 11th District
Community Area & Area Name: New City
City: Chicago

Project Description

This project will implement the CPS Urban Model High School (UMHS) prototypical design to serve 1,200 students. This 212,285 SF, three-floor, plus lower level, steel frame and masonry construction building will include music, art and athletic functions. The building will also include a full-service purpose CPL community library within the school.

LEED Features: This prototype building is targeted to achieve LEED for Schools Silver level certification.



Project Participants

Project Manager: Kerry Prout
Architect of Record: STL
General Contractor: Sollitt/Brown & Momen JV

PM Status Report

Phase: Construction

Phase Percent Complete

67%

Building: Installation of light fixtures and windows commenced; drywall & taping, interior masonry, terrazzo flooring, lockers, MEPFP rough-in, freight elevator and roofing continue to proceed accordingly. Site Work: Installation of football field bleachers and reading garden face brick commenced; underground utilities and rough grading for football field were completed.

Project Schedule

Project Milestone	Start Date	End Date	Status
Land Acquisition:	07/10/07	09/07/10	Complete
Demolition:	10/20/10	12/08/10	Complete
Public Right of Way Amendments:			N/A
Site Preparation:	10/13/10	07/11/11	Complete
Design:	07/16/09	06/09/10	Complete
Bid and Award:	11/30/10	02/17/11	Complete
Construction:	03/03/11	05/09/13	Underway
Facility Opening:	09/03/13		Fall 2013

Bell Elementary School Addition



Last Updated: Dec 31, 2012
Address: Existing
Location: 3730 North Oakley Avenue
Ward & Alderman: 47 - Ameya Pawar
IL Rep & District: 11 - Ann M. Williams
IL Senator & District: 06 - John J. Cullerton

Project Number: 05530

County Board District & Commissioner: John A. Fritchey, 12th District
Community Area & Area Name: North Center
City: Chicago



Project Description

This project consists of a new addition on the south side of the existing school and specific renovations on the interior of the existing 1900's building. The addition is a multi-story steel frame with masonry and curtain wall exterior walls. The addition will consist of a new full cooking kitchen and dining space on the first floor and new science lab, art room, and music rooms above.



Project Participants

Project Manager:
Architect of Record:
General Contractor:

Art Del Muro
 SMNG-A
 TBD

PM Status Report

Phase: Design

Phase Percent Complete

99%

Project is projected to re-issue for bid in February with target award at March 2013 Board Meeting.

Project Schedule

Project Milestone	Start Date	End Date	Status
Land Acquisition:			N/A
Demolition:			N/A
Public Right of Way Amendments:			N/A
Site Preparation:		03/06/13	N/A
Design:	07/10/12	12/31/12	Underway
Bid and Award:	02/05/13	03/13/13	Projected
Construction:	04/01/13	02/28/14	Projected
Facility Opening:	03/21/14		Spring 2014

Chicago Vocational Career Academy (CVCA)



Last Updated: Dec 31, 2012
Address: Existing
Location: 2100 E. 87th Street
Ward & Alderman: 08 - Michelle Harris
IL Rep & District: 33 - Marlow H. Colvin
IL Senator & District: 17 - Donne E. Trotter

Project Number: 05620

County Board District & Commissioner: Jerry Butler, 3rd District
Community Area & Area Name: Avalon Park
City: Chicago



Project Description

The project consists of the redevelopment of the existing facilities at Chicago Vocational Career Academy (CVCA) High School, located at 2100 East 87th Street. The project will be developed on CPS-owned property and will likely be a combination of renovation and addition, to be determined by the Program under development.

Project Participants

Project Manager: Jennifer Tammen
Architect of Record: TBD
General Contractor: TBD

PM Status Report

Phase: Planning

Phase Percent Complete

90%

The PBC Board approved the Formulation at its July 10, 2012 meeting. The Formulation was approved by the Board of Education at its August 22, 2012 meeting. The Order of Magnitude budget estimate is completed. The procurement of the AOR is in progress. CPS is confirming project funding.

Project Schedule

Project Milestone	Start Date	End Date	Status
Land Acquisition:			N/A
Demolition:			N/A
Public Right of Way Amendments:			N/A
Site Preparation:			N/A
Design:			N/A
Bid and Award:			N/A
Construction:			N/A
Facility Opening:			N/A

Durkin Park Elementary School Linked Annex



Last Updated: Dec 31, 2012
Address: Existing
Location: 8445 S. Kolin
Ward & Alderman: 18 - Lona Lane
IL Rep & District: 31 - Mary E. Flowers
IL Senator & District: 18 - Edward D. Maloney

Project Number: 05540

County Board District & Commissioner: John P. Daley, 11th District
Community Area & Area Name: Ashburn
City: Chicago



Project Description

This project will implement the newly-created, one-story Linked Annex Prototype. The Annex will include nine standard classrooms, one computer classroom, a dining area with warming kitchen, an office, storage and toilet facilities. The project scope also includes the renovation of select areas within the existing school. The existing school capacity is 495 students; the annex will add 300 students, and once the modular units are removed (120 students) the new total capacity will become 675 students.

LEED Features: This Linked Annex is targeted to achieve LEED for Schools Silver certification, including a minimum of 25% green roof.



Project Participants

Project Manager:
Architect of Record:
General Contractor:

Eric Odderstol
 SMNG-A Architects
 F.H. Paschen, SN Nielsen JV

PM Status Report

Phase: Close-Out

Phase Percent Complete

99%

Students will move into classrooms and use dining facility commencing 3 January 2013. Punch list 95% complete. Abatement and demolition of existing dining facility complete.

Project Schedule

Project Milestone	Start Date	End Date	Status
Land Acquisition:			N/A
Demolition:			N/A
Public Right of Way Amendments:			N/A
Site Preparation:			N/A
Design:	07/14/11		Complete
Bid and Award:	12/13/11	02/15/12	Complete
Construction:	02/27/12	11/29/12	Complete
Facility Opening:	01/02/13		Winter 2013

Edison Park Elementary School Annex



Last Updated: Dec 31, 2012
Address: Existing
Location: 6220 N. Olcott
Ward & Alderman: 41 - Mary O'Connor
IL Rep & District: 20 - Michael P. Auliffe
IL Senator & District: 10 - John G. Mulroe

Project Number: 05650

County Board District & Commissioner: Peter N. Silvestri, 9th District
Community Area & Area Name: Edison Park
City: Chicago



Project Description

The project will implement a 30,560 SF two-story Linked Annex prototype, designed to serve approximately 315 students. The annex will include nine standard classrooms, one new science classroom, a new warming kitchen with student dining facilities, minor storage areas and toilet facilities. The project scope also includes the conversion of the existing warming kitchen into a classroom. The existing school's capacity is 420 students, the new annex will add 315 students, for a total new school capacity of 735 students.

This Linked Annex is targeted to achieve a LEED for Schools Silver certification, including minimum 25% green roof, and a permeably paved parking lot.



Project Participants

Project Manager:
Architect of Record:
General Contractor:

Ed Bark
 Tripartite, Inc.
 TBD

PM Status Report

Phase: Design

Phase Percent Complete

100%

The project is out to bid and the Pre-Bid and Technical Review are scheduled. Target Award at February 2013 Board Meeting.

Project Schedule

Project Milestone	Start Date	End Date	Status
Land Acquisition:			N/A
Demolition:			N/A
Public Right of Way Amendments:	12/31/12	03/25/13	Projected
Site Preparation:		06/10/13	N/A
Design:	07/18/12		Complete
Bid and Award:	12/18/12	02/13/13	Underway
Construction:	02/21/13	12/06/13	Projected
Facility Opening:	01/06/14		Winter 2014

Henderson Elementary School Renovation



Last Updated: Dec 31, 2012
Address: Existing
Location: 5650 S. Wolcott
Ward & Alderman: 15 - Toni Foulkes
IL Rep & District: 06 - Ester Golar
IL Senator & District: 03 - Mattie Hunter

Project Number: 05813

County Board District & Commissioner: Robert Steele, 2nd District
Community Area & Area Name: West Englewood
City: Chicago



Project Description

This project is a major capital renovation to the existing school, including exterior masonry repairs, ADA compliance improvements, and mechanical upgrades.



Project Participants

Project Manager: Mark Lindstrom
Architect of Record: Legat Architects
General Contractor: F.H. Paschen, SN Nielsen JV

PM Status Report

Phase: Close-Out

Phase Percent Complete

95%

Punch list work is being performed after hours and on weekends until complete. Work will continue until punch list is complete.

Project Schedule

Project Milestone	Start Date	End Date	Status
Land Acquisition:			N/A
Demolition:			N/A
Public Right of Way Amendments:	02/17/12	05/22/12	Complete
Site Preparation:		08/07/11	N/A
Design:	05/04/11		Complete
Bid and Award:	11/08/11	12/14/11	Complete
Construction:	12/22/11	12/28/12	Complete
Facility Opening:	01/02/13		Winter 2013

Higgins Elementary School Roof Replacement and Exterior Renovation Project



Last Updated: Dec 31, 2012
Address: Existing
Location: 11710 S. Morgan St
Ward & Alderman: 34 - Carrie M. Austin
IL Rep & District: 27 - Monique Davis
IL Senator & District: 14 - Emil Jones, III

Project Number: 05670

County Board District & Commissioner: Deborah Sims, 5th District
Community Area & Area Name: West Pullman
City: Chicago



Project Description

This project is a roof replacement and select exterior renovations including masonry, lintels, exterior light fixtures & curtain wall repairs from water infiltration and. Site improvements include trash enclosure, partial paving, fencing, striping, signage, accessibility & walkway improvements.

Project Participants

Project Manager: Ariel Vaca
Architect of Record: TBD
General Contractor: TBD

PM Status Report

Phase: Planning

Phase Percent Complete

5%

CPS Signed the Undertaking letter on 12/11/12. The Undertaking was approved by December, 2012 PBC Board, kicking off the planning phase.

Demo/Reno vendor & AOR procurements are underway

Project Schedule

Project Milestone	Start Date	End Date	Status
Land Acquisition:			
Demolition:			
Public Right of Way Amendments:			
Site Preparation:			
Design:			
Bid and Award:			
Construction:			
Facility Opening:			

Jones College Prep Replacement High School



Last Updated: Dec 31, 2012
Address: Existing
Location: 606 S. State St.
Ward & Alderman: 02 - Robert Fioretti
IL Rep & District: 05 - Kenneth Dunkin
IL Senator & District: 03 - Mattie Hunter

Project Number: 05265

County Board District & Commissioner: Robert Steele, 2nd District
Community Area & Area Name: Loop
City: Chicago



Project Description

A new non-prototypical high school for 1,200 selective-enrollment and community students, which includes below-grade parking, general classrooms, science labs, world language/computer classrooms, art classrooms, music classrooms, administration suite, nurses/student services suite, student dining area with servery and full cooking kitchen, multi-purpose room, library, gymnasium, natatorium, separate auditorium, and building support spaces. This replacement high school will be constructed to the south of the existing Jones College Prep High School.

This project will seek LEED for Schools Silver certification and will feature a 50% green roof.



Project Participants

Project Manager:
Architect of Record:
General Contractor:

Ryan Forristall
 Perkins+Will
 Walsh Construction Company

PM Status Report

Phase: Construction

Phase Percent Complete

56%

The majority of the curtain wall has been installed. Interior framing and MEP rough in is in progress on multiple levels.

Project Schedule

Project Milestone	Start Date	End Date	Status
Land Acquisition:			N/A
Demolition:			N/A
Public Right of Way Amendments:			N/A
Site Preparation:		06/16/11	N/A
Design:	04/21/10	05/23/11	Complete
Bid and Award:	05/25/11	07/28/11	Complete
Construction:	06/08/11	07/01/13	Underway
Facility Opening:	09/03/13		Fall 2013

Nathan Hale Elementary School Linked Annex



Last Updated: Dec 31, 2012
Address: Existing
Location: 6140 S. Melvina Ave.
Ward & Alderman: 23 - Michael R. Zalewski
IL Rep & District: 03 - Luis Arroyo
IL Senator & District: 11 - Steven Landek

Project Number: 05640

County Board District & Commissioner: William M. Beavers, 4th District
Community Area & Area Name: Garfield Ridge
City: Chicago



Project Description

The project will implement a 41,338 SF three-story Linked Annex prototype, designed to serve approximately 360 students. The annex will include eleven standard classrooms, one new computer classroom, one new art classroom, two student pull out rooms, two new business offices, a new cooking kitchen with student dining facilities, minor storage areas and toilet facilities. The project scope also includes the installation of sound attenuation panels in the existing auditorium. The existing school's capacity is 720 students, the new annex will add 360 students, for a total new school capacity of 1,080 students.

This Linked Annex is targeted to achieve a LEED for Schools Silver certification, including a permeably paved parking lot.



Project Participants

Project Manager:
Architect of Record:
General Contractor:

Ed Bark
 ESA/Searl
 TBD

PM Status Report

Phase: Design

Phase Percent Complete

98%

The project is out to bid and the Pre-Bid and Technical Review are scheduled. Target Award at February 2013 Board Meeting.

Project Schedule

Project Milestone	Start Date	End Date	Status
Land Acquisition:			N/A
Demolition:			N/A
Public Right of Way Amendments:	10/19/12	02/04/13	Complete
Site Preparation:		06/10/13	N/A
Design:	07/19/12		Complete
Bid and Award:	12/18/12	02/13/13	Underway
Construction:	02/21/13	12/06/13	Projected
Facility Opening:	01/06/14		Winter 2014

Onahan Elementary School Linked Annex



Last Updated: Dec 31, 2012
Address: Existing
Location: 6634 W. Raven
Ward & Alderman: 41 - Mary O'Connor
IL Rep & District: 20 - Michael P. Auliffe
IL Senator & District: 11 - Steven Landek

Project Number: 05550

County Board District & Commissioner: Peter N. Silvestri, 9th District
Community Area & Area Name: Norwood Park
City: Chicago



Project Description

This project will implement the newly created two-story Linked Annex Prototype, designed to serve approximately 300 students. The Annex will include 9 standard classrooms, one computer classroom, an office, storage and toilet facilities. The project scope also includes the renovation of select areas within the existing school as well as the relocation of the existing parking lot. The existing school capacity is 589 students. The annex will add 300 students. Once the modular units are removed (120 students) the new total capacity will become 769 students.

LEED Features: This Linked Annex is targeted to achieve LEED for Schools Silver certification, including a minimum of 25% green roof.



Project Participants

Project Manager:
Architect of Record:
General Contractor:

Eric Odderstol
 Bauer Latoza Studio
 IHC

PM Status Report

Phase: Close-Out

Phase Percent Complete

99%

SC obtained on 11/30/12. Move-in complete, classes in new annex will commence on 1/3/13/. Partial Certificate of Occupancy obtained (final pending Spring Landscaping and completion of phase II of the parking lot).

Project Schedule

Project Milestone	Start Date	End Date	Status
Land Acquisition:			N/A
Demolition:			N/A
Public Right of Way Amendments:			N/A
Site Preparation:			N/A
Design:	07/14/11		Complete
Bid and Award:	12/01/11	02/15/12	Complete
Construction:	02/27/12	11/29/12	Complete
Facility Opening:	01/02/13		Winter 2013

Peck Elementary School Renovation



Last Updated: Dec 31, 2012
Address: Existing
Location: 3826 W. 58th St.
Ward & Alderman: 13 - Marty Quinn
IL Rep & District: 23 - Daniel J. Burke
IL Senator & District: 13 - Kwame Raoul

Project Number: 05814

County Board District & Commissioner: Jesus G. Garcia, 7th District
Community Area & Area Name: West Elsdon
City: Chicago



Project Description

School improvement/major capital renovations, including exterior masonry repairs to main building and boiler house, ADA compliance renovations, de-ver structure repairs, electrical upgrades, and interior renovations.



Project Participants

Project Manager:
Architect of Record:
General Contractor:

Mark Lindstrom
 Muller & Muller Architects
 F.H. Paschen, SN Nielsen JV

PM Status Report

Phase: Close-Out

Phase Percent Complete

96%

Substantial Completion achieved 12/28. Punchlist work ongoing.

Project Schedule

Project Milestone	Start Date	End Date	Status
Land Acquisition:			N/A
Demolition:			N/A
Public Right of Way Amendments:			N/A
Site Preparation:		08/06/11	N/A
Design:	05/04/11		Complete
Bid and Award:	11/01/11	12/14/11	Complete
Construction:	12/28/11	12/28/12	Complete
Facility Opening:			

Southeast Area Elementary School



Last Updated: Dec 31, 2012
Address: New
Location: 105th St. & Indianapolis Ave.
Ward & Alderman: 10 - John A. Pope
IL Rep & District: 33 - Marlow H. Colvin
IL Senator & District: 20 - Iris Y. Martinez

Project Number: 05310

County Board District & Commissioner: William M. Beavers, 4th District
Community Area & Area Name: East Side
City: Chicago



Project Description

This project may be developed as a modified "L" prototype design, expanded to serve 1,200 students, ranging from Pre-Kindergarten through 8th grade. This 127,126 SF, three-story, steel frame and masonry construction building will include science, computer, music and art classrooms, in addition to library, gymnasium and dining facilities.

LEED Features: This prototype building is targeted to achieve LEED for Schools Silver certification and includes a 50% green roof.

Project Participants

Project Manager: Ivan Hansen
Architect of Record: TBD
General Contractor: TBD

PM Status Report

Phase: Planning

Phase Percent Complete

95%

Land acquisition continues for the offsite parking, funded as part of the approved Formulation. The final of 8 parcels to be acquired was approved at Oct. CPS and Nov. PBC Boards. The acquisition of the property for the off-site parking is targeted to be complete by January 14, 2013. To date all 4 of the structures on the main site have been demolished including the car wash, restaurant, cellular tower and tint shop. Demo of final car wash will be completed in the Spring of 2013. PBC awaits CPS' identification of funding and approval of an undertaking to initiate design and construction phases.

Project Schedule

Project Milestone	Start Date	End Date	Status
Land Acquisition:	01/28/09	TBD	Underway
Demolition:			N/A
Public Right of Way Amendments:			N/A
Site Preparation:			N/A
Design:			N/A
Bid and Award:			N/A
Construction:			N/A
Facility Opening:			N/A

Stevenson Elementary School Linked Annex



Last Updated: Dec 31, 2012
Address: Existing
Location: 8010 S. Kostner
Ward & Alderman: 13 - Marty Quinn
IL Rep & District: 22 - Michael J. Madigan
IL Senator & District: 12 - Martin A. Sandoval

Project Number: 05560

County Board District & Commissioner: John P. Daley, 11th District
Community Area & Area Name: Ashburn
City: Chicago



Project Description

This project will implement the newly created two-story Linked Annex Prototype, designed to serve approximately 300 students. The Annex will include 9 standard classrooms, one computer classroom, a dining area with multi-function cooking kitchen, an office, storage and toilet facilities. The project scope also includes the renovation of select areas within the existing school. The existing school capacity is 1,278 students. The annex will add 300 students. Once the modular units are removed (360 students) the new total capacity will become 1,218 students.

LEED Features: This Linked Annex is targeted to achieve LEED for Schools Silver certification, including a minimum of 25% green roof.



Project Participants

Project Manager:
Architect of Record:
General Contractor:

Eric Odderstol
 Wallin Gomez Architects
 F.H. Paschen, SN Nielsen JV

PM Status Report

Phase: Construction

Phase Percent Complete

92%

Electrical power 'livened' to New Main Switchboard. Water service to existing building switched to new water main. Food Service Equipment delivered and being installed. Site work complete excepting landscaping/restoration to be completed in the Spring.

Project Schedule

Project Milestone	Start Date	End Date	Status
Land Acquisition:			N/A
Demolition:			N/A
Public Right of Way Amendments:			N/A
Site Preparation:			N/A
Design:	07/14/11		Complete
Bid and Award:	12/06/11	02/15/12	Complete
Construction:	02/27/12	01/21/13	Underway
Facility Opening:	02/11/13		Winter 2013

Chicago Children's Advocacy Center Addition



Last Updated: Dec 31, 2012
Address: Existing
Location: 1240 S. Damen
Ward & Alderman: 02 - Robert Fioretti
IL Rep & District: 09 - Arthur L. Turner
IL Senator & District: 05 - Annazette R. Collins

Project Number: 04011

County Board District & Commissioner: Robert Steele, 2nd District
Community Area & Area Name: Near West Side
City: Chicago



Project Description

The Project location is at the existing city-owned facility utilized by the Chicago Children's Advocacy Center. It will consist of the construction of an approximate 16,500 square foot 2-story addition to the west side of its existing structure located at 1240 S. Damen Ave. The addition will include much needed space for CCAC's services, relieve overcrowding, and allow CCAC to increase their service capacity and community resources.

Project Participants

Project Manager: Jennifer Tammen
Architect of Record: Holabird & Root
General Contractor: TBD

PM Status Report

Phase: Planning

Phase Percent Complete

80%

The PBC approved project Formulation on May 8, 2012. The PBC Board approved the AOR at its meeting on 6.6.12. The TIF IGA was approved at the 10.3.12 City Council meeting. The Conceptual Design is complete. PBC is in the process of obtaining a Conceptual Cost Estimate to prepare the Undertaking Budget. The Undertaking Request will be sent to the User Agency and 2FM toward the end of January. It is anticipated that the Undertaking will go to the PBC Board on February 13, 2013. If approved, the Design Kick Off will be held on February 14, 2013.

Project Schedule

Project Milestone	Start Date	End Date	Status
Land Acquisition:			N/A
Demolition:			N/A
Public Right of Way Amendments:	TBD	TBD	Projected
Site Preparation:		TBD	N/A
Design:	TBD	TBD	Projected
Bid and Award:	TBD	TBD	Projected
Construction:	TBD	TBD	Projected
Facility Opening:	TBD	TBD	Winter 2015

Ramova Theater Building Stabilization Project



Last Updated: Dec 31, 2012
Address: Existing
Location: 3518 S. Halsted St.
Ward & Alderman: 11 - James A. Balcer
IL Rep & District: 02 - Edward J. Acevedo
IL Senator & District: 01- Antonio Muñoz

Project Number: 04410

County Board District & Commissioner: John P. Daley, 11th District
Community Area & Area Name: Bridgeport
City: Chicago



Project Description

PBC is implementing a building stabilization project for DHED. The project consists of necessary masonry repairs including selective parapet cap repair, tuck-pointing and masonry replacement due to extensive water damage along the north, south, and west elevations. In addition, there is selective removal and securing of terracotta units along the east elevation of Ramova Theater building.



Project Participants

Project Manager: Ariel Vaca
Architect of Record: Globetrotters Engineering Corp.
General Contractor: Leopardo Construction

PM Status Report

Phase: Close-Out

Phase Percent Complete

100%

Project achieved Substantial Completion on 11/16/2012. Close-out activities are currently underway.

Project Schedule

Project Milestone	Start Date	End Date	Status
Land Acquisition:			N/A
Demolition:			N/A
Public Right of Way Amendments:			N/A
Site Preparation:			N/A
Design:			N/A
Bid and Award:	07/27/12	07/27/12	Complete
Construction:	08/29/12	11/16/12	Complete
Facility Opening:	12/04/12		Winter 2012

Retrofit Chicago-2FM (MAGEPC)



Last Updated: Dec 31, 2012
Address: Existing
Location: Multiple Locations
Ward & Alderman: 0 - Multiple Locations
IL Rep & District: 0 - Multiple Locations
IL Senator & District: 0 - Multiple Locations

Project Number: 04290

County Board District & Commissioner: Multiple Locations
Community Area & Area Name: Multiple Locations
City: Chicago

Project Description

The Retrofit Chicago-2FM Program is a comprehensive effort to increase energy efficiency in public buildings. Administered by the PBC on behalf of Chicago's Department of Fleet and Facility Management (2FM), this \$40 million dollar initiative is slated to be one of the first Chicago Infrastructure Trust projects. It is designed to enlist the expertise of Energy Service Companies to identify, provide, and guarantee energy-related capital improvements to a variety of City owned public buildings that provide important public services and are central to the public life of the City and its residents, including City Hall, the Harold Washington Library, and numerous police stations, fire houses, and public libraries.

Project Participants

Project Manager: George Marquisos
Architect of Record: TBD
General Contractor: TBD

PM Status Report

Phase: Planning

Phase Percent Complete

75%

Investment Grade Audit process scheduled for completion by the end of February 2013.

Project Schedule

Project Milestone	Start Date	End Date	Status
Land Acquisition:			N/A
Demolition:			N/A
Public Right of Way Amendments:			N/A
Site Preparation:			N/A
Design:			N/A
Bid and Award:		TBD	N/A
Construction:	TBD	TBD	Projected
Facility Opening:			

12th District Police Station



Last Updated: Dec 31, 2012
Address: New
Location: 1412 S.Blue Island Ave.
Ward & Alderman: 02 - Robert Fioretti
IL Rep & District: 09 - Arthur L. Turner
IL Senator & District: 06 - John J. Cullerton

Project Number: 09070

County Board District & Commissioner: Robert Steele, 2nd District
Community Area & Area Name: Near West Side
City: Chicago

Project Description

The new station consists of a two-story, 44,000 SF masonry building with a design based on the Police Station Prototype. The project is designed to accommodate a staff of 450 people over three shifts and contains male/female locker rooms, roll call room, exercise room, sally port, holding cells, interview rooms, evidence areas, 100 seat community room, administrative and general offices, and a 150-foot communications tower.

LEED Features: This project will be designed to achieve the minimum goal of LEED Gold Certification.



Project Participants

Project Manager:
Architect of Record:
General Contractor:

Frank Sobkowiak
 VOA Architects
 Harbour Contractors Inc.

PM Status Report

Phase: Close-Out

Phase Percent Complete

50%

The Contractor continues to work on As-Builts, O&M Manuals, Warranty documentation, fencing, signage and Punchlist work.

Grand Opening and Ribbon -Cutting Ceremony was held on Dec. 15, 2012.

Project Schedule

Project Milestone	Start Date	End Date	Status
Land Acquisition:	01/21/09	04/12/10	Complete
Demolition:	10/22/09	12/31/09	Complete
Public Right of Way Amendments:	09/18/09	08/04/10	Complete
Site Preparation:	09/01/09	06/25/10	Complete
Design:	09/11/09	06/08/10	Complete
Bid and Award:	06/14/10	08/10/10	Complete
Construction:	09/14/10		
Facility Opening:	12/15/12		Winter 2012

Albany Park Branch Library



Last Updated: Dec 31, 2012
Address: New
Location: 3401 W. Foster
Ward & Alderman: 39 - Margaret Laurino
IL Rep & District: 15 - John D'Amico
IL Senator & District: 09 - Jeffrey M. Schoenberg

Project Number: 08130

County Board District & Commissioner: John A. Fritchey, 12th District
Community Area & Area Name: North Park
City: Chicago



Project Description

Project Description: Based on the Prototype A design, this new 16,500 SF, one story full service branch library is proposed to replace the existing Albany Park Branch Library on same site as existing library plus acquisition of adjacent parcel to the west.

LEED features: This building will be designed to achieve LEED Gold Certification and LEED 2009 and will include a 50% green roof.



Project Participants

Project Manager:
Architect of Record:
General Contractor:

Ed Bark
 Jackson Harlan, LLC
 TBD

PM Status Report

Phase: Design

Phase Percent Complete

70%

Design ongoing. Mechanical system and FF&E revisions being finalized. Environmental consultant is working on the Addendum to the CSIR / ROR and the Remedial Action Plan to be submitted to the IEPA.

Project Schedule

Project Milestone	Start Date	End Date	Status
Land Acquisition:	10/17/11	10/05/12	Complete
Demolition:	11/26/12	01/11/13	Underway
Public Right of Way Amendments:	04/10/12	04/01/13	Complete
Site Preparation:	10/05/12	05/10/13	Underway
Design:	04/12/12	04/02/13	Underway
Bid and Award:	04/05/13	05/15/13	Projected
Construction:	05/30/13	05/30/14	Projected
Facility Opening:	08/29/14		Summer 2014

Chinatown Branch Library



Last Updated: Dec 31, 2012
Address: New
Location: 2100 S. Wentworth Ave.
Ward & Alderman: 25 - Daniel S. Solis
IL Rep & District: 02 - Edward J. Acevedo
IL Senator & District: 01- Antonio Muñoz

Project Number: 08150

County Board District & Commissioner: Robert Steele, 2nd District
Community Area & Area Name: Armour Square
City: Chicago

Project Description

Proposed new construction of approximately 18,000 sf, 2 story branch library to replace the existing leased facility at 2345 S Wentworth Ave. New facility will include reading rooms, book stacks, community and media rooms, significant information technology infrastructure, staff & building support space, and parking.



Project Participants

Project Manager: Ariel Vaca
Architect of Record: TBD
General Contractor: TBD

PM Status Report

Phase: Planning

Phase Percent Complete

2%

Undertaking for Planning phase activities approved at 12/2012 PBC Board.

Project Schedule

Project Milestone	Start Date	End Date	Status
Land Acquisition:			
Demolition:			
Public Right of Way Amendments:			
Site Preparation:			
Design:			
Bid and Award:			
Construction:			
Facility Opening:			

Edgewater Branch Library



Last Updated: Dec 31, 2012
Address: Existing
Location: 6000 N. Broadway
Ward & Alderman: 48 - Harry Osterman
IL Rep & District: 14 - Kelly Cassidy
IL Senator & District: 08 - Ira I. Silverstein

Project Number: 08050

County Board District & Commissioner: Bridget Gainer, 10th District
Community Area & Area Name: Edgewater
City: Chicago

Project Description

Based on a new Prototype "C" design, this new 18,665 SF, two-story full service branch library will replace the existing Edgewater Branch Library at the same location.
LEED Features: This project will be designed to achieve LEED Silver level certification under LEED 2009 and include a 50% green roof.



Project Participants

Project Manager:
Architect of Record:
General Contractor:

Don Wilson
 Lohan Anderson
 Burling Builders

PM Status Report

Phase: Construction

Phase Percent Complete

71%

The mechanical and electrical contractors continue their interior rough-in layout of all utilities. Metal studs defining all the wall locations are in and the wood blocking is being installed. Finishes started in December after the window frames / glass were installed. The "Temp Heat" was provided to stabilize moisture and temperature in the building. The Geothermal well drilling was completed in mid December 2012.

Project Schedule

Project Milestone	Start Date	End Date	Status
Land Acquisition:	01/03/08	02/28/11	Complete
Demolition:	07/25/11	08/19/11	Complete
Public Right of Way Amendments:			N/A
Site Preparation:		12/09/11	N/A
Design:	11/10/10	08/18/11	Complete
Bid and Award:	09/30/11	01/10/12	Complete
Construction:	01/24/12	04/10/13	Underway
Facility Opening:	06/24/13		Summer 2013

Humboldt Park Library Addition and Renovation



Last Updated: Dec 31, 2012
Address: Existing
Location: 1605 N. Troy St.
Ward & Alderman: 26 - Roberto Maldonado
IL Rep & District: 04 - Cynthia Soto
IL Senator & District: 02 - William Delgado

Project Number: 08270

County Board District & Commissioner: Edwin Reyes, 8th District
Community Area & Area Name: Humboldt Park
City: Chicago

Project Description

The existing library will receive a new approximately 5,000 SF addition, landscaping, and nine new parking spaces on adjacent city-owned land along with minor renovations.

This addition will be designed in the spirit of LEED with sustainable features and will include a rain harvesting system for irrigation and conservation of water use.



Project Participants

Project Manager: Don Wilson
Architect of Record: Stephen Rankin Associates, P.C.
General Contractor: Tyler Lane Construction

PM Status Report

Phase: Close-Out

Phase Percent Complete

99%

The project achieved Substantial Completion on 12/7/12. The GC is currently working on punchlist and client requested additional revisions.

Project Schedule

Project Milestone	Start Date	End Date	Status
Land Acquisition:			N/A
Demolition:			N/A
Public Right of Way Amendments:			N/A
Site Preparation:	08/08/11	10/14/11	Complete
Design:	04/13/11		Complete
Bid and Award:	10/19/11	12/13/11	Complete
Construction:	12/28/11		
Facility Opening:	02/2013		Winter 2013

Whitney Young Branch Library



Last Updated: Dec 31, 2012
Address: Existing
Location: 7901 S. King Dr.
Ward & Alderman: 06 - Roderick T. Sawyer
IL Rep & District: 34 - Constance A. Howard
IL Senator & District: 20 - Iris Y. Martinez

Project Number: 08070

County Board District & Commissioner: William M. Beavers, 4th District
Community Area & Area Name: Greater Grand Crossing
City: Chicago



Project Description

Based on the Prototype "A" design, this new 16,500 SF, one-story full service branch library is proposed to replace the existing Whitney Young Branch Library on same site as existing library plus acquisition of adjacent parcels to the east.

LEED features: This building will be designed to achieve LEED Silver Certification under LEED 2009 and will include a 50% green roof.

Project Participants

Project Manager: Rich Schleyer
Architect of Record: TBD
General Contractor: TBD

PM Status Report

Phase: Planning

Phase Percent Complete

40%

The environmental remediation activities for the vacant parcels (415-423 E. 79th Street) are expected to start on March 1, 2013 and be completed by January 2014. The existing library will remain open and operating during the environmental remediation activities. Funding sources for the design and construction phases are still to be determined. The project was awarded two funding sources for brownfield clean-ups: 1) USEPA grant for up to \$600k; and 2) IEPA Revolving Loan for up to \$436,000. To date, USEPA has paid \$148,000.00 in grant funding for the remediation activities.

Project Schedule

Project Milestone	Start Date	End Date	Status
Land Acquisition:	07/16/08	10/05/10	Complete
Demolition:			N/A
Public Right of Way Amendments:			N/A
Site Preparation:			N/A
Design:			N/A
Bid and Award:			N/A
Construction:			N/A
Facility Opening:			N/A

Douglas Park Artificial Turf



Last Updated: Dec 31, 2012
Address: Existing
Location: 1401 S. Sacramento Dr.
Ward & Alderman: 24 - Michael D. Chandler
IL Rep & District: 09 - Arthur L. Turner
IL Senator & District: 05 - Annazette R. Collins


Project Number: 11180

County Board District & Commissioner: Jerry Butler, 3rd District
Community Area & Area Name: North Lawndale
City: Chicago



Project Description

This project includes the installation of an artificial turf field, in place of the existing natural grass, to enhance the existing recreational area by providing a weather resilient surface. Additional amenities could include new sports lighting, fencing, and the installation of a new drinking fountain. The target size of the turf field is 62,640 SF (1.44 acres). This project will employ sustainability metrics and be designed to LEED standards.



Project Participants

Project Manager:
Architect of Record:
General Contractor:

Isaac Bishop
 Hitchcock Design Group
 JEM Morris Construction, Inc.

PM Status Report

Phase: Close-Out

Phase Percent Complete

99%

The track and multi-purpose field are open to the community.

Project Schedule

Project Milestone	Start Date	End Date	Status
Land Acquisition:			N/A
Demolition:			N/A
Public Right of Way Amendments:			N/A
Site Preparation:			N/A
Design:	03/28/12		Complete
Bid and Award:	06/04/12	07/10/12	Complete
Construction:	07/18/12	11/15/12	Complete
Facility Opening:	11/27/12		Fall 2012

Ping Tom Park Field House



Last Updated: Dec 31, 2012
Address: New
Location: 265 W. 18th Street
Ward & Alderman: 25 - Daniel S. Solis
IL Rep & District: 05 - Kenneth Dunkin
IL Senator & District: 03 - Mattie Hunter

Project Number: 11170

County Board District & Commissioner: Robert Steele, 2nd District
Community Area & Area Name: Armour Square
City: Chicago

Project Description

This project implements the field house Prototype A for the construction of the Ping Tom Memorial Park Field House. This approximately 30,000 SF, single-story, steel frame and precast construction building will include a natatorium, gymnasium, club rooms, a fitness center and locker rooms. Exterior amenities include a 3,2000 square foot roof deck/terrace/green roof and low-maintenance and irrigated native and adaptive plant species throughout the landscaping. The site development scope for this project is still being finalized. Project will be delivered via design build.

LEED Features: This prototype building is targeted to achieve LEED "Gold" certification and includes a green roof, geothermal heating and cooling mechanical system, rainwater harvesting system, and high-efficiency boilers.



Project Participants

Project Manager: Frank Sobkowiak
Architect of Record: Wight (Design Builder)
General Contractor: Wight (Design Builder)

PM Status Report

Phase: Construction

Phase Percent Complete

7%

Obtain building permit, installation of site utilities, pre-cast call fabrication and steel fabrication.

Project Schedule

Project Milestone	Start Date	End Date	Status
Land Acquisition:			N/A
Demolition:			N/A
Public Right of Way Amendments:			N/A
Site Preparation:			N/A
Design:			N/A
Bid and Award:	03/16/12	07/10/13	Underway
Construction:	07/17/12	08/30/13	Underway
Facility Opening:	08/30/13		Summer 2013

Building Needs Assessment and Preventative Maintenance Plan



Last Updated: Dec 31, 2012
Address: Existing
Location: Varies (approx. 50 Sites)
Ward & Alderman: 0 - Multiple Locations
IL Rep & District: 0 - Multiple Locations
IL Senator & District: 0 - Multiple Locations

Project Number: 15010

County Board District & Commissioner: Multiple Locations
Community Area & Area Name: Multiple Locations
City: Multiple Location

Project Description

Forest Preserve District of Cook County owns and/or manages over 68,000 acres of land and roughly 475 buildings and picnic shelters located primarily in the suburbs surrounding the City of Chicago. This project is assessing the condition of selective facilities, including roughly 147 buildings for purposes of identifying and prioritizing capital investment. These buildings range in size from 750 square feet for some washrooms and warming shelters to FPDCC's Central Maintenance Garage, which is approximately 48,000 square feet. Project also includes the development of a Preventative Maintenance Plan for all of FPDCC's Facility Systems.



Project Participants

Project Manager: Ivan Hansen
Architect of Record: TBD
General Contractor: TBD

PM Status Report

Phase: Planning

Phase Percent Complete

99%

Asset tagging, equipment database, preventative maintenance plan will be completed this month and training will continue through February.

Project Schedule

Project Milestone	Start Date	End Date	Status
Land Acquisition:			
Demolition:			
Public Right of Way Amendments:			
Site Preparation:			
Design:			
Bid and Award:			
Construction:			
Facility Opening:			

Sustainable Development Q4 Status Report

Public Building Commission of Chicago • Richard J. Daley Center • 50 West Washington, Room 200 • Chicago, Illinois 60602 • Tel: 312-744-3090 • Fax: 312-744-8005



This report provides a detailed snapshot of the PBC's LEED certified projects and metrics. Through Q4 2012, the PBC has achieved LEED Certification on 49 municipally owned projects, with an additional 29 registered projects. The City of Chicago has more LEED certified municipally owned facilities than any other city in the nation.

Sustainable Development – Q4 2012 Status Report



Public Building Commission of Chicago • 50 West Washington, Room 200 • Chicago, Illinois 60602 • Tel: 312-744-3090 • Fax: 312-744-8005

Mission

The Public Building Commission is committed to client service and strong stewardship of public resources. The PBC plans, designs and builds facilities that reflect the highest standards of environmental and economic sustainability.

Vision

The vision of the Public Building Commission is a built environment in which function, beauty and sustainability are inherent to every community; where physical surroundings inspire and support achievement of the individual goals of those who live, work and visit Chicago and Cook County; and, where people gather to share the common values that truly build our communities.

Sustainability Program

In line with this mission and vision, the Public Building Commission of Chicago (PBC) has developed 49 LEED certified facilities, with an additional 29 LEED registered projects in development., and is implementing a program to install Energy Conservation Measures across a broad range of City of Chicago facilities.

Retrofit Chicago

PBC is implementing a multi-agency energy performance contract program, utilizing three Energy Service Companies (ESCOs) to reduce energy use and carbon footprint across the City of Chicago building portfolio. A part of broader Sustainable Chicago program, the program leverages long term energy cost savings to pay for energy-related capital improvements - Energy Conservation Measures (ECMs) - that achieve significant long term savings that can be measured and verified. Funding ECMs through this vehicle allows improvements to be implemented with no capital outlay. Rebates and other incentives may be used to pay down financing through the ESCOs.

A preliminary feasibility study was issued November 2012, after analysis of 232 City of Chicago facilities through site visits and utility bills review. This study yielded a list of 106 facilities to be included in the program. Investment Grade Energy Audits of these facilities, the first step in the process, began in November 2012: as of Q4 2012, they are close to 60% complete. Per current projections, a \$37 million program is indicated, which could be expected to save \$3 million in energy costs per year.

LEED

Below please find the statistics of LEED certification for PBC projects by Green Building Certification Institute (GBCI), as well as our “Harvest” metrics. The “Harvest” metrics illustrate the cumulative benefits of sustainable development and underscore our commitment to being responsible stewards of the public fund and responsible stewards of our resources.

- 49 LEED certified projects

Target Level (By Client)	Total	Certified	Silver	Gold	Platinum	Current Registered	Certified to date	Total Registered + Certified
CPS	33	2	19	12	0	17	16	33
Fire	6	0	3	3	0	1	5	6
Police	5	0	1	4	0	1	4	5
Libraries	16	8	2	6	0	2	14	16
Parks	9	1	3	5	0	5	4	9
Other**	9	2	4	1	2	3	6	9
Total	78	13	32	31	2	29	49	78

- Occupied - Q4 2012 LEED Certification Achieved

A total of nine projects achieved certification in 2012. Four of these achieved certification during Q4 2012.

- o Little Village Branch Library (LEED Gold)
- o Adam Clayton Powell Paideia Community Academy (LEED Gold)
- o Engine Company 109 (LEED Gold)
- o Kathy Osterman Beach House (LEED Silver)

- The R. J. Daley Center, owned and operated by the PBC on behalf of the City of Chicago and Cook County, is Chicago's largest municipally owned LEED EB O+M certified building, at 1,593,714 gross square feet. The Daley Center achieved LEED EB O+M Silver certification in May 2012 based on building performance over a year-long performance period. The PBC sought LEED EB O+M certification to align with overall sustainability goals, and demonstrate that LEED EB O+M can be achieved in municipally owned, large assembly use buildings,. LEED EB O+M brings together and codifies all of the sustainability efforts that PBC has undertaken over the past 15 years for the Daley Center. Energy and water saving initiatives originally implemented as part of Energy Star and Guaranteed Performance Contract efforts support the LEED EB O+M effort. LEED EB O+M also provides a framework for sustainable building operation and maintenance strategies and policies that have been implemented at the Daley Center.
- **Occupied - Q1 2013 Certification**
Of the 29 projects registered and in development, 6 are expected to complete certification in Q1 2013:
 - Haas Park Field House (targeting Gold)
 - 40th Street Beach House (targeting Certified)
 - 31st Street Harbor (targeting Silver)
 - Holmes Elementary School Addition (targeting Certified)
 - Edgebrook Elementary School Addition (targeting Silver)
 - Engine Company 16 (targeting Gold)
- **Harvest Metrics to date** (includes LEED Certified projects and occupied projects, and Daley Center Energy Star efforts):

Stormwater Diverted from Sewers - Total	469,050	gallons / year
Potable Water Saved	19,717,053	gallons / year
Landscape	5,076,199	gallons / year
Buildings	14,594,010	gallons / year
Daley Center Water Savings	17,381,592	gallons / year
Energy Savings	1,197,697	dollars / year
Daley Center Energy Savings	1,124,797	dollars / year
Green Roof Area	Acres	477,801
Total Roof Area	1,622,838 SF	29% overall
Shade Trees on New Construction Sites	1,743	trees to date
Recycled Materials	\$ 44,998,894	to date
Regional Materials (Extracted, Processed, Manufactured within 500 miles)	\$ 74,991,124	to date
Waste Diverted from Landfill	94.37%	147,996
Electric Vehicle Charging Stations	41	Tons to date
KWh offset in form of Green Power Recs	5,008,931	kWh

- **Other Projects****
The following projects are included in the Other category, above:

LEED Certified

R. J. Daley Center	Silver (LEED EB O+M)
South Water Purification Plant	Silver
Norwood Park Senior Center	Certified
Western Avenue Vehicle Maintenance Facility	Silver
4 th Ward Yard	Silver
Chicago Center for Green Technology	Platinum

LEED Registered

Ford Calumet Environmental Center	target Platinum
Warren Park Senior Center	target Certified

End Memorandum

M/WBE Commitment Reports

Public Building Commission of Chicago • Richard J. Daley Center • 50 West Washington, Room 200 • Chicago, Illinois 60602 • Tel: 312-744-3090 • Fax: 312-744-8005



M/WBE Construction Contract Commitment Report for Projects Awarded in 2012

Through Q4 2012, eight contracts for General Construction (GC) projects were awarded, work orders on six Job Order Contract (JOC) were issued, work orders for two Special Projects were issued, and one design-build contract was awarded. Below are the M/WBE Commitments at award:

Type	Total Contract Value	MBE Commitment	MBE Value (At Award)	WBE Commitment	WBE Value (At Award)
General Construction	\$41,338,871.00	25.01%	\$10,339,403.00	5.02%	\$2,075,312.00
JOC	\$3,465,353.61	20.67%	\$716,217.00	31.91%	\$1,105,674.20
Special Projects	\$21,029,693.69	19.45%	\$4,091,047.62	3.09%	\$649,360.00
Design Build	\$11,310,217.00	39.48%	\$4,465,785.36	5.09%	\$575,800.00
Total	\$77,144,135.30	25.42%	\$19,612,452.98	5.71%	\$4,406,146.20

M/WBE Professional Services Commitment Report for Projects Awarded in 2012

(AOR, Environmental Consultant-Category A, B, & C, Environmental Consultant-Reno & Demo, Traffic Study, Geotechnical Consultant, Commissioning Authority, Material Testing Service, Surveyor Service, Construction Signage and Comprehensive Printing Services)

Through Q4 2012, professional consulting services on nine construction projects have been awarded. Below are the M/WBE Commitments at award:

Type	Total Contract Value	MBE Commitment	MBE Value (At Award)	WBE Commitment	WBE Value (At Award)
Professional Services (Project)	\$6,012,205.52	40.84%	\$2,455,602.49	16.81%	\$1,010,507.76

M/WBE Commitment Report - 2012 Summary (1/1/12 to 12/31/12)



Public Building Commission of Chicago ▪ Richard J. Daley Center ▪ 50 West Washington, Room 200 ▪ Chicago, Illinois 60602 ▪ Tel: 312-744-3090 ▪ Fax:312-744-8005

Total Construction Program:		\$77,144,135.30	100.00%
Total MBE Commitments:		\$19,612,452.98	25.42%
Total WBE Commitments:		\$4,406,146.20	5.71%
Contract Value for 8 General Construction (GC) Projects:			\$41,338,871.00
Total Value of Work Orders issued against 6 Job Order Contracts (JOC)			\$3,465,353.61
Total Value of Work Orders issued against 2 Special Projects:			\$21,029,693.69
Total Value of 1 Design-Build Contract Awarded:			\$11,310,217.00
Total Projects:			\$77,144,135.30

	M/WBE Commitments	
MBE Commitments in GC Projects:	\$10,339,403.00	25.01%
MBE Commitments in JOC Contracts:	\$716,217.00	20.67%
MBE Commitments in Special Projects:	\$4,091,047.62	19.45%
MBE Commitments in Design-Build Contracts:	\$4,465,785.36	39.48%
Total MBE:	\$19,612,452.98	25.42%
WBE Commitments in GC Projects:	\$2,075,312.00	5.02%
WBE Commitments in JOC Contracts:	\$1,105,674.20	31.91%
WBE Commitments in Special Projects:	\$649,360.00	3.09%
WBE Commitments in Design-Build Contracts:	\$575,800.00	5.09%
Total WBE:	\$4,406,146.20	5.71%

M/WBE Commitment Report - 2012 General Contract Awards (1/1/12 to 12/31/12)



Public Building Commission of Chicago ▪ Richard J. Daley Center ▪ 50 West Washington, Room 200 ▪ Chicago, Illinois 60602 ▪ Tel: 312-744-3090 ▪ Fax: 312-744-8005

Total Construction Program (8 Projects):	\$41,338,871.00	100.00%
Total MBE Commitments:	\$10,339,403.00	25.01%
Total WBE Commitments:	\$2,075,312.00	5.02%

Contract Value for 8 General Construction (GC) Projects:	\$41,338,871.00
Total 8 Projects:	\$41,338,871.00

M/WBE Commitments

MBE Commitments in GC Projects:	\$10,339,403.00	25.01%
Total MBE:	\$10,339,403.00	25.01%
WBE Commitments in GC Projects:	\$2,075,312.00	5.02%
Total WBE:	\$2,075,312.00	5.02%

GC Projects:

Project Name	Contractor	Awarded Contract Value	MBE Commitments	%	WBE Commitments	%
1. Edgewater Branch Library	Burling Builders, Inc.	\$7,614,000.00	\$1,845,000.00	24.23%	\$330,000.00	4.33%
2. Durkin Park Elementary School Linked Annex	F.H. Paschen, SN Nielsen & Associates, LLC	\$8,747,000.00	\$2,350,000.00	26.87%	\$396,000.00	4.53%
3. William J. Onahan School Linked Annex	IHC Construction Co., LLC	\$8,736,775.00	\$2,098,484.00	24.02%	\$377,400.00	4.32%
4. Adlai E. Stevenson School Linked Annex	F.H. Paschen, SN Nielsen & Associates, LLC	\$10,179,000.00	\$2,447,400.00	24.04%	\$429,500.00	4.22%
5. Rosenblum Park Redevelopment	F.H. Paschen, SN Nielsen & Associates, LLC	\$3,183,000.00	\$773,500.00	24.30%	\$132,400.00	4.16%
6. Ortiz de Domingues Elementary School Artificial Turf	Pan-Oceanic Engineering	\$947,516.00	\$347,000.00	36.62%	\$38,400.00	4.05%
7. Henry D. Lloyd Elementary School Artificial Turf	John Keno & Company, Inc.	\$529,930.00	\$127,188.00	24.00%	\$21,199.00	4.00%
8. Douglas Park Artificial Turf	J.E.M. Morris Construction, Inc.	\$1,401,650.00	\$350,831.00	25.03%	\$350,413.00	25.00%
Subtotals:		\$41,338,871.00	\$10,339,403.00	25.01%	\$2,075,312.00	5.02%

M/WBE Commitment Report - 2012 JOC Awards (1/1/12 to 12/31/12)



Public Building Commission of Chicago ▪ Richard J. Daley Center ▪ 50 West Washington, Room 200 ▪ Chicago, Illinois 60602 ▪ Tel: 312-744-3090 ▪ Fax:312-744-8005

Total Job Order Contracts (14 Contracts):	\$3,465,353.61	100.00%
Total MBE Commitments:	\$716,217.00	20.67%
Total WBE Commitments:	\$1,105,674.20	31.91%

2012 Total Value of Work Orders issued against 14 Job Order Contracts (JOC)	\$3,465,353.61
Total 14 Contracts:	\$3,465,353.61

	2012	
	M/WBE Commitments	
2012 MBE Commitments in JOC Contracts:	\$716,217.00	20.67%
Total MBE:	\$716,217.00	20.67%
WBE Commitments in JOC Contracts:	\$1,105,674.20	31.91%
Total WBE:	\$1,105,674.20	31.91%

JOC Contracts (data date from 1/1/12 to 12/31/12)

Project Name	Contractor	Not to Exceed Contract Value	2012 Value of Work Orders	2012 MBE Commitments	%	2012 WBE Commitments	%
1. JOC Contract 1461	Rossi Contractors, Inc.	\$42,000,000.00	\$0.00	\$0.00	0.00%	\$0.00	0.00%
2. JOC Contract 1462	F.H. Paschen/SN Nielsen	\$42,000,000.00	\$0.00	\$0.00	0.00%	\$0.00	0.00%
3. JOC Contract 1463	McDonagh Demolition, Inc.	\$42,000,000.00	\$0.00	\$0.00	0.00%	\$0.00	0.00%
4. JOC Contract 1466	Pacific Construction Services	\$42,000,000.00	\$0.00	\$0.00	0.00%	\$0.00	0.00%
5. JOC Contract 1481	F.H. Paschen/SN Nielsen	\$60,000,000.00	\$260,211.63	\$7,723.00	2.97%	\$10,000.00	3.84%
6. JOC Contract 1482	F.H. Paschen/SN Nielsen	\$60,000,000.00	\$0.00	\$0.00	0.00%	\$0.00	0.00%
7. JOC Contract 1483	Leopardo Companies	\$60,000,000.00	\$1,323,615.44	\$223,871.00	16.91%	\$375,907.00	28.40%
8. JOC Contract 1484	Pacific Construction Services	\$60,000,000.00	\$0.00	\$0.00	0.00%	\$0.00	0.00%
9. JOC Contract 1485	Pacific Construction Services	\$60,000,000.00	\$0.00	\$0.00	0.00%	\$0.00	0.00%
10. JOC Contract 1486	Leopardo Companies	\$60,000,000.00	\$0.00	\$0.00	0.00%	\$0.00	0.00%
11. JOC Contract 1505A	Pacific Construction Services	\$6,000,000.00	\$303,197.75	\$0.00	0.00%	\$123,000.00	40.57%
12. JOC Contract 1505B	F.H. Paschen/SN Nielsen	\$6,000,000.00	\$1,083,266.52	\$379,179.00	35.00%	\$218,792.00	20.20%
13. JOC Contract 1505C	Rossi Contractors, Inc.	\$6,000,000.00	\$16,193.06	\$3,900.00	24.08%	\$650.00	4.01%
14. JOC Contract 1505D	McDonagh Demolition, Inc.	\$6,000,000.00	\$478,869.21	\$101,544.00	21.20%	\$377,325.20	78.80%
Subtotals:		\$384,000,000.00	\$3,465,353.61	\$716,217.00	20.67%	\$1,105,674.20	31.91%

M/WBE Commitment Report - 2012 Special Projects (Work Orders from 1/1/12 to 12/31/12)

Public Building Commission of Chicago ▪ Richard J. Daley Center ▪ 50 West Washington, Room 200 ▪ Chicago, Illinois 60602 ▪ Tel: 312-744-3090 ▪ Fax:312-744-8005



	<u>All Work Orders To Date</u>	
Total Special Projects to Date (2 Projects):	\$95,206,443.69	100.00%
Total MBE Commitments:	\$19,899,306.77	20.90%
Total WBE Commitments:	\$3,482,827.83	3.66%

2012 Total Value of Work Orders issued against 2 Special Projects:	\$21,029,693.69
Total 2 Projects:	\$21,029,693.69

	<u>2012 M/WBE Commitments</u>	
2012		
MBE Commitments in Special Projects:	\$4,091,047.62	19.45%
Total MBE:	\$4,091,047.62	19.45%
WBE Commitments in Special Projects:	\$649,360.00	3.09%
Total WBE:	\$649,360.00	3.09%

Special Projects - 2012 Work Orders

Project Name	Contractor	Not to Exceed Contract Value	2012 Value of Work Orders	2012 MBE Commitments	%	2012 WBE Commitments	%
1. Camera Infrastructure Project	IBM, Corp.	\$65,000,000.00	\$180,352.54	\$63,512.00	35.22%	\$0.00	0.00%
2. Camera Infrastructure Project	Motorola, Inc.	\$55,000,000.00	\$20,849,341.15	\$4,027,535.62	19.32%	\$649,360.00	3.11%
Subtotals:		\$120,000,000.00	\$21,029,693.69	\$4,091,047.62	19.45%	\$649,360.00	3.09%

M/WBE Commitment Report - 2012 Design-Build Contracts (1/1/12 to 12/31/12)



Public Building Commission of Chicago ▪ Richard J. Daley Center ▪ 50 West Washington, Room 200 ▪ Chicago, Illinois 60602 ▪ Tel: 312-744-3090 ▪ Fax:312-744-8005

2012 Total Value of Design-Build Contracts Awarded (1 Contract):	\$11,310,217.00	100.00%
Total MBE Commitments:	\$2,812,815.00	24.87%
Total WBE Commitments:	\$583,800.00	5.16%

DRAFT

2012 Design-Build Contract Awards

Project Name	Contractor	Value of Design-Build Contracts	2012		2012	
			MBE Commitments	%	WBE Commitments	%
	Design Phase:	\$803,770.00	\$156,660.00	23.95%	\$33,800.00	5.24%
	Construction Phase:	\$10,506,447.00	\$2,656,155.00	25.28%	\$550,000.00	5.23%
1. Ping Tom Memorial Park Fieldhouse	Wight & Company	\$11,310,217.00	\$2,812,815.00	24.87%	\$583,800.00	5.16%

*Report reflects Wight's aspirational goals at the time of proposed submission. The goals will be solidified within 30 days of building permit due to the nature of the Design-Build contract.

M/WBE Commitment Report - 2012 Professional Service Contract Awards (1/1/12 to 12/31/12)



Public Building Commission of Chicago ▪ Richard J. Daley Center ▪ 50 West Washington, Room 200 ▪ Chicago, Illinois 60602 ▪ Tel: 312-744-3090 ▪ Fax:312-744-8005

Total Construction Program (9 Projects):	\$6,012,205.52	100.00%
Total MBE Commitments:	\$2,455,602.49	40.84%
Total WBE Commitments:	\$1,010,507.76	16.81%

Professional Service Contract Value for 9 Construction Projects:	\$6,012,205.52
Total 9 Projects:	\$6,012,205.52

	M/WBE Commitments	
MBE Commitments in Construction Projects:	\$2,455,602.49	40.84%
Total MBE:	\$2,455,602.49	40.84%
WBE Commitments in Construction Projects:	\$1,010,507.76	16.81%
Total WBE:	\$1,010,507.76	16.81%

Construction Projects:

Project Name	Awarded		%	WBE Commitments	%
	Contract Value	MBE Commitments			
1. Onahan Elementary School Linked Annex	\$979,227.63	\$345,649.00	35.30%	\$481,913.00	49.21%
2. Stevenson Elementary School Linked Annex	\$1,125,705.84	\$882,442.26	78.39%	\$76,190.00	6.77%
3. Edgewater Branch Library	\$1,442,001.80	\$411,934.74	28.57%	\$118,890.00	8.24%
4. Durkin Park Elementary School Linked Annex	\$1,054,274.40	\$334,919.00	31.77%	\$51,868.00	4.92%
5. Rosenblum Park High School Development	\$573,620.00	\$209,780.00	36.57%	\$126,120.00	21.99%
6. Lloyd Elementary School Artificial Turf	\$217,133.44	\$61,338.44	28.25%	\$66,947.00	30.83%
7. Dominguez Artificial Turf	\$177,352.00	\$41,168.00	23.21%	\$50,130.00	28.27%
8. Douglas Park Artificial Turf	\$233,250.55	\$136,942.55	58.71%	\$6,208.00	2.66%
9. Ping Tom Park Field House	\$209,639.86	\$31,428.50	14.99%	\$32,241.76	15.38%
Subtotals:	\$6,012,205.52	\$2,455,602.49	40.84%	\$1,010,507.76	16.81%

M/WBE Commitment Report - 2012 Architect of Record Services Awards (1/1/12 to 12/31/12)



Public Building Commission of Chicago ▪ Richard J. Daley Center ▪ 50 West Washington, Room 200 ▪ Chicago, Illinois 60602 ▪ Tel: 312-744-3090 ▪ Fax:312-744-8005

Total Construction Program (9 Projects):	\$3,901,343.38	100.00%
Total MBE Commitments:	\$1,603,862.38	41.11%
Total WBE Commitments:	\$668,450.00	17.13%

Architect of Record Contract Value for 9 Construction Projects:	\$3,901,343.38
Total 9 Projects:	\$3,901,343.38

	MWBE Commitments	
MBE Commitments in Construction Projects:	\$1,603,862.38	41.11%
Total MBE:	\$1,603,862.38	41.11%
WBE Commitments in Construction Projects:	\$668,450.00	17.13%
Total WBE:	\$668,450.00	17.13%

Construction Projects:

Project Name	Architect of Record	Awarded Contract Value	MBE Commitments	%	WBE Commitments	%
1. Onahan Elementary School Linked Annex	Bauer Latoza Studio	\$641,547.00	\$190,902.00	29.76%	\$450,645.00	70.24%
2. Stevenson Elementary School Linked Annex	Walín-Gomez Architects	\$803,727.38	\$749,777.38	93.29%	\$53,950.00	6.71%
3. Edgewater Branch Library	Lohan Anderson, LLC	\$1,019,769.00	\$240,583.00	23.59%	\$98,685.00	9.68%
4. Durkin Park Elementary School Linked Annex	SMNG-A	\$753,700.00	\$230,000.00	30.52%	\$43,000.00	5.71%
5. Rosenblum Park High School Development	Hitchcock Design Group	\$325,600.00	\$70,000.00	21.50%	\$22,170.00	6.81%
6. Lloyd Elementary School Artificial Turf	Hitchcock Design Group	\$115,100.00	\$37,500.00	32.58%	\$0.00	0.00%
7. Dominguez Artificial Turf	Hitchcock Design Group	\$112,200.00	\$40,500.00	36.10%	\$0.00	0.00%
8. Douglas Park Artificial Turf	Hitchcock Design Group	\$129,700.00	\$44,600.00	34.39%	\$0.00	0.00%
9. Ping Tom Park Field House	N/A	\$0.00	\$0.00	0.00%	\$0.00	0.00%
Subtotals:		\$3,901,343.38	\$1,603,862.38	41.11%	\$668,450.00	17.13%

M/WBE Commitment Report - 2012 Environmental Consultant - Category A, B & C Task Order Awards (1/1/12 to 12/31/12)



Public Building Commission of Chicago • Richard J. Daley Center • 50 West Washington, Room 200 • Chicago, Illinois 60602 • Tel: 312-744-3090 • Fax: 312-744-8005

Total Construction Program (9 Projects):	\$732,537.60	100.00%
Total MBE Commitments:	\$229,161.60	31.28%
Total WBE Commitments:	\$225,767.00	30.82%

Professional Service Contract Value for 9 Construction Projects:	\$732,537.60
Total 9 Projects:	\$732,537.60

	M/WBE Commitments	
MBE Commitments in Construction Projects:	\$229,161.60	31.28%
Total MBE:	\$229,161.60	31.28%
WBE Commitments in Construction Projects:	\$225,767.00	30.82%
Total WBE:	\$225,767.00	30.82%

Construction Projects:

Project Name	Environmental Consultant - Category A, B & C	Awarded			WBE Commitments	
		Contract Value	MBE Commitments	%	WBE Commitments	%
1. Onahan Elementary School Linked Annex	Pioneer Engineering & Environmental Services	\$89,869.00	\$18,000.00	20.03%	\$3,400.00	3.78%
2. Stevenson Elementary School Linked Annex	V3 Companies of Illinois, Ltd.	\$89,124.00	\$15,178.00	17.03%	\$3,200.00	3.59%
3. Edgewater Branch Library	Camp Dresser & McKee, Inc.	\$129,900.00	\$29,209.00	22.49%	\$5,700.00	4.39%
Edgewater Branch Library	Environmental Protection Industries, Inc.	\$24,233.00	\$0.00	0.00%	\$0.00	0.00%
4. Durkin Park Elementary School Linked Annex	Environmental Design International, Inc	\$88,294.40	\$85,401.00	96.72%	\$2,893.00	3.28%
5. Rosenblum Park High School Development	Carnow Conibear & Associates	\$108,555.00	\$10,958.00	10.09%	\$97,597.00	89.91%
6. Lloyd Elementary School Artificial Turf	Carnow Conibear & Associates	\$67,675.00	\$3,728.00	5.51%	\$63,947.00	94.49%
7. Dominguez Artificial Turf	Carnow Conibear & Associates	\$42,630.00	\$0.00	0.00%	\$42,630.00	100.00%
8. Douglas Park Artificial Turf	Environmental Design International, Inc	\$66,837.60	\$63,537.60	95.06%	\$3,300.00	4.94%
9. Ping Tom Park Field House	Environmental Group Services	\$25,419.60	\$3,150.00	12.39%	\$3,100.00	12.20%
Subtotals:		\$732,537.60	\$229,161.60	31.28%	\$225,767.00	30.82%

M/WBE Commitment Report - 2012 Environmental Consultant - Reno. & Demo. Task Order Awards (1/1/12 to 12/31/12)



Public Building Commission of Chicago ▪ Richard J. Daley Center ▪ 50 West Washington, Room 200 ▪ Chicago, Illinois 60602 ▪ Tel: 312-744-3090 ▪ Fax:312-744-8005

Total Construction Program (9 Projects):	\$361,282.56	100.00%
Total MBE Commitments:	\$189,272.88	52.39%
Total WBE Commitments:	\$11,251.00	3.11%

Professional Service Contract Value for 9 Construction Projects:		\$361,282.56
Total 9 Projects:		\$361,282.56

	MWBE Commitments	
MBE Commitments in Construction Projects:	\$189,272.88	52.39%
Total MBE:	\$189,272.88	52.39%
WBE Commitments in Construction Projects:	\$11,251.00	3.11%
Total WBE:	\$11,251.00	3.11%

Construction Projects:

Project Name	Environmental Consultant - Renovation & Demolition	Awarded			WBE Commitments	
		Contract Value	MBE Commitments	%	WBE Commitments	%
1. Onahan Elementary School Linked Annex	URS Corporation	\$90,626.88	\$26,144.00	28.85%	\$1,053.00	1.16%
2. Stevenson Elementary School Linked Annex	GSG Consultants	\$88,596.88	\$84,941.88	95.87%	\$3,655.00	4.13%
3. Edgewater Branch Library	URS Corporation	\$43,633.80	\$6,755.00	15.48%	\$0.00	0.00%
4. Durkin Park Elementary School Linked Annex	Terracon, Inc.	\$83,075.00	\$18,850.00	22.69%	\$3,775.00	4.54%
5. Rosenblum Park High School Development	GSG Consultants	\$55,350.00	\$52,582.00	95.00%	\$2,768.00	5.00%
6. Lloyd Elementary School Artificial Turf	N/A	\$0.00	\$0.00	0.00%	\$0.00	0.00%
7. Dominguez Artificial Turf	N/A	\$0.00	\$0.00	0.00%	\$0.00	0.00%
8. Douglas Park Artificial Turf	N/A	\$0.00	\$0.00	0.00%	\$0.00	0.00%
9. Ping Tom Park Field House	N/A	\$0.00	\$0.00	0.00%	\$0.00	0.00%
Subtotals:		\$361,282.56	\$189,272.88	52.39%	\$11,251.00	3.11%

M/WBE Commitment Report - 2012 Traffic Study Task Order Awards (1/1/12 to 12/31/12)



Public Building Commission of Chicago • Richard J. Daley Center • 50 West Washington, Room 200 • Chicago, Illinois 60602 • Tel: 312-744-3090 • Fax:312-744-8005

Total Construction Program (9 Projects):	\$32,100.00	100.00%
Total MBE Commitments:	\$10,500.00	32.71%
Total WBE Commitments:	\$0.00	0.00%

Professional Service Contract Value for 9 Construction Projects:		\$32,100.00
Total 9 Projects:		\$32,100.00

	M/WBE Commitments	
MBE Commitments in Construction Projects:	\$10,500.00	32.71%
Total MBE:	\$10,500.00	32.71%
WBE Commitments in Construction Projects:	\$0.00	0.00%
Total WBE:	\$0.00	0.00%

Construction Projects:

Project Name	Traffic Study	Awarded Contract Value	MBE Commitments	%	WBE Commitments	%
1. Onahan Elementary School Linked Annex	N/A	\$0.00	\$0.00	0.00%	\$0.00	0.00%
2. Stevenson Elementary School Linked Annex	N/A	\$0.00	\$0.00	0.00%	\$0.00	0.00%
3. Edgewater Branch Library	Kenig, Lindgren, O'Hara, & Aboona (KLOA)	\$7,900.00	\$0.00	0.00%	\$0.00	0.00%
4. Durkin Park Elementary School Linked Annex	N/A	\$0.00	\$0.00	0.00%	\$0.00	0.00%
5. Rosenblum Park High School Development	Desman Associates	\$10,500.00	\$10,500.00	100.00%	\$0.00	0.00%
6. Lloyd Elementary School Artificial Turf	N/A	\$0.00	\$0.00	0.00%	\$0.00	0.00%
7. Dominguez Artificial Turf	N/A	\$0.00	\$0.00	0.00%	\$0.00	0.00%
8. Douglas Park Artificial Turf	N/A	\$0.00	\$0.00	0.00%	\$0.00	0.00%
9. Ping Tom Park Field House	V3 Companies of Illinois, Ltd.	\$13,700.00	\$0.00	0.00%	\$0.00	0.00%
Subtotals:		\$32,100.00	\$10,500.00	32.71%	\$0.00	0.00%

M/WBE Commitment Report - 2012 Geotechnical Consultant Task Order Awards (1/1/12 to 12/31/12)



Public Building Commission of Chicago • Richard J. Daley Center • 50 West Washington, Room 200 • Chicago, Illinois 60602 • Tel: 312-744-3090 • Fax:312-744-8005

Total Construction Program (9 Projects):	\$168,397.22	100.00%
Total MBE Commitments:	\$76,801.63	45.61%
Total WBE Commitments:	\$7,485.00	4.44%

Professional Service Contract Value for 9 Construction Projects:		\$168,397.22
Total 9 Projects:		\$168,397.22

	<u>M/WBE Commitments</u>	
MBE Commitments in Construction Projects:	\$76,801.63	45.61%
Total MBE:	\$76,801.63	45.61%
WBE Commitments in Construction Projects:	\$7,485.00	4.44%
Total WBE:	\$7,485.00	4.44%

Construction Projects:

Project Name	Geotechnical Services	Awarded			WBE Commitments	
		Contract Value	MBE Commitments	%		%
1. Onahan Elementary School Linked Annex	Environmental Protection Industries	\$13,476.75	\$3,410.00	25.30%	\$0.00	0.00%
2. Stevenson Elementary School Linked Annex	AECOM Technical Services	\$20,924.58	\$8,461.00	40.44%	\$1,700.00	8.12%
3. Edgewater Branch Library	Geosyntec Consultants, Inc.	\$57,195.00	\$15,310.74	26.77%	\$0.00	0.00%
4. Durkin Park Elementary School Linked Annex	Terracon Consultants, Inc.	\$23,596.00	\$0.00	0.00%	\$2,200.00	9.32%
5. Rosenblum Park High School Development	Wang Engineering	\$11,362.00	\$7,777.00	68.45%	\$3,585.00	31.55%
6. Lloyd Elementary School Artificial Turf	Wang Engineering	\$10,792.44	\$10,792.44	100.00%	\$0.00	0.00%
7. Dominguez Artificial Turf	N/A	\$0.00	\$0.00	0.00%	\$0.00	0.00%
8. Douglas Park Artificial Turf	GSG Consultants, Inc.	\$11,464.95	\$11,464.95	100.00%	\$0.00	0.00%
9. Ping Tom Park Field House	Geo Services, Inc.	\$19,585.50	\$19,585.50	100.00%	\$0.00	0.00%
Subtotals:		\$168,397.22	\$76,801.63	45.61%	\$7,485.00	4.44%

M/WBE Commitment Report - 2012 Commissioning Authority Task Order Awards (1/1/12 to 12/31/12)



Public Building Commission of Chicago ▪ Richard J. Daley Center ▪ 50 West Washington, Room 200 ▪ Chicago, Illinois 60602 ▪ Tel: 312-744-3090 ▪ Fax:312-744-8005

Total Construction Program (9 Projects):	\$142,004.00	100.00%
Total MBE Commitments:	\$52,904.00	37.26%
Total WBE Commitments:	\$5,000.00	3.52%

Professional Service Contract Value for 9 Construction Projects:		\$142,004.00
Total 9 Projects:		\$142,004.00

	M/WBE Commitments	
MBE Commitments in Construction Projects:	\$52,904.00	37.26%
Total MBE:	\$52,904.00	37.26%
WBE Commitments in Construction Projects:	\$5,000.00	3.52%
Total WBE:	\$5,000.00	3.52%

Construction Projects:

Project Name	Commissioning Authority	Awarded			WBE Commitments	
		Contract Value	MBE Commitments	%	WBE Commitments	%
1. Onahan Elementary School Linked Annex	N/A	\$0.00	\$0.00	0.00%	\$0.00	0.00%
2. Stevenson Elementary School Linked Annex	N/A	\$0.00	\$0.00	0.00%	\$0.00	0.00%
3. Edgewater Branch Library	Primera Engineers	\$52,904.00	\$52,904.00	100.00%	\$0.00	0.00%
4. Durkin Park Elementary School Linked Annex	N/A	\$0.00	\$0.00	0.00%	\$0.00	0.00%
5. Rosenblum Park High School Development	N/A	\$0.00	\$0.00	0.00%	\$0.00	0.00%
6. Lloyd Elementary School Artificial Turf	N/A	\$0.00	\$0.00	0.00%	\$0.00	0.00%
7. Dominguez Artificial Turf	N/A	\$0.00	\$0.00	0.00%	\$0.00	0.00%
8. Douglas Park Artificial Turf	N/A	\$0.00	\$0.00	0.00%	\$0.00	0.00%
9. Ping Tom Park Field House	Nest Builders DBA dbHMS	\$89,100.00	\$0.00	0.00%	\$5,000.00	5.61%
Subtotals:		\$142,004.00	\$52,904.00	37.26%	\$5,000.00	3.52%

M/WBE Commitment Report - 2012 Material Testing Service Task Order Awards (1/1/12 to 12/31/12)



Public Building Commission of Chicago • Richard J. Daley Center • 50 West Washington, Room 200 • Chicago, Illinois 60602 • Tel: 312-744-3090 • Fax: 312-744-8005

Total Construction Program (9 Projects):	\$489,892.00	100.00%
Total MBE Commitments:	\$265,923.00	54.28%
Total WBE Commitments:	\$39,942.00	8.15%

Professional Service Contract Value for 9 Construction Projects:		\$489,892.00
Total 9 Projects:		\$489,892.00

	M/WBE Commitments	
MBE Commitments in Construction Projects:	\$265,923.00	54.28%
Total MBE:	\$265,923.00	54.28%
WBE Commitments in Construction Projects:	\$39,942.00	8.15%
Total WBE:	\$39,942.00	8.15%

Construction Projects:							
	Material Testing and Inspection Services	Awarded					
Project Name		Contract Value	MBE Commitments	%	WBE Commitments	%	
1. Onahan Elementary School Linked Annex	Great Lakes Soil & Environmental Consultants (Interra)	\$113,340.00	\$106,525.00	93.99%	\$6,815.00	6.01%	
2. Stevenson Elementary School Linked Annex	ECS Midwest, LLC	\$93,665.00	\$23,416.00	25.00%	\$4,685.00	5.00%	
3. Edgewater Branch Library	ECS Midwest, LLC	\$13,145.00	\$0.00	0.00%	\$0.00	0.00%	
Edgewater Branch Library	Great Lakes Soil & Environmental Consultants (Interra)	\$70,005.00	\$66,500.00	94.99%	\$3,505.00	5.01%	
4. Durkin Park Elementary School Linked Annex	AECOM Technical Services	\$79,716.00	\$0.00	0.00%	\$0.00	0.00%	
5. Rosenblum Park High School Development	GSG Material Testing, Inc.	\$44,790.00	\$44,790.00	100.00%	\$0.00	0.00%	
6. Lloyd Elementary School Artificial Turf	Terracon Consultants, Inc.	\$11,248.00	\$0.00	0.00%	\$0.00	0.00%	
7. Dominguez Artificial Turf	SEECO Consultants, Inc.	\$14,354.00	\$0.00	0.00%	\$0.00	0.00%	
8. Douglas Park Artificial Turf	Great Lakes Soil & Environmental Consultants (Interra)	\$17,550.00	\$16,672.00	95.00%	\$878.00	5.00%	
9. Ping Tom Park Field House	Flood Testing Laboratories, Inc.	\$32,079.00	\$8,020.00	25.00%	\$24,059.00	75.00%	
Subtotals:		\$489,892.00	\$265,923.00	54.28%	\$39,942.00	8.15%	

M/WBE Commitment Report - 2012 Surveyor Service Task Order Awards (1/1/12 to 12/31/12)



Public Building Commission of Chicago ▪ Richard J. Daley Center ▪ 50 West Washington, Room 200 ▪ Chicago, Illinois 60602 ▪ Tel: 312-744-3090 ▪ Fax:312-744-8005

Total Construction Program (9 Projects):	\$64,639.00	100.00%
Total MBE Commitments:	\$8,650.00	13.38%
Total WBE Commitments:	\$11,030.00	17.06%

Professional Service Contract Value for 9 Construction Projects:		\$64,639.00
Total 9 Projects:		\$64,639.00

	M/WBE Commitments	
MBE Commitments in Construction Projects:	\$8,650.00	13.38%
Total MBE:	\$8,650.00	13.38%
WBE Commitments in Construction Projects:	\$11,030.00	17.06%
Total WBE:	\$11,030.00	17.06%

Construction Projects:

Project Name	Surveyor	Awarded Contract Value	MBE Commitments	%	WBE Commitments	%
1. Onahan Elementary School Linked Annex	V3 Companies of Illinois, Ltd.	\$9,700.00	\$0.00	0.00%	\$0.00	0.00%
2. Stevenson Elementary School Linked Annex	Terra Engineering, Ltd	\$9,000.00	\$0.00	0.00%	\$9,000.00	100.00%
3. Edgewater Branch Library	Alfred Benesch & Company	\$11,644.00	\$0.00	0.00%	\$0.00	0.00%
4. Durkin Park Elementary School Linked Annex	GRAEF-USA	\$5,225.00	\$0.00	0.00%	\$0.00	0.00%
5. Rosenblum Park High School Development	Alfred Benesch & Company	\$4,290.00	\$0.00	0.00%	\$0.00	0.00%
6. Lloyd Elementary School Artificial Turf	DB Sterlin Consultants, Inc.	\$8,650.00	\$8,650.00	100.00%	\$0.00	0.00%
7. Dominguez Artificial Turf	N/A	\$0.00	\$0.00	0.00%	\$0.00	0.00%
8. Douglas Park Artificial Turf	Terra Engineering, Ltd	\$2,030.00	\$0.00	0.00%	\$2,030.00	100.00%
9. Ping Tom Park Field House	Homer L. Chastain & Associates	\$14,100.00	\$0.00	0.00%	\$0.00	0.00%
Subtotals:		\$64,639.00	\$8,650.00	13.38%	\$11,030.00	17.06%

M/WBE Commitment Report - 2012 Construction Signage Task Order Awards (1/1/12 to 12/31/12)



Public Building Commission of Chicago ▪ Richard J. Daley Center ▪ 50 West Washington, Room 200 ▪ Chicago, Illinois 60602 ▪ Tel: 312-744-3090 ▪ Fax:312-744-8005

Total Construction Program (9 Projects):	\$6,027.00	100.00%
Total MBE Commitments:	\$6,027.00	100.00%
Total WBE Commitments:	\$0.00	0.00%

Professional Service Contract Value for 9 Construction Projects:		\$6,027.00
Total 9 Projects:		\$6,027.00

	<u>M/WBE Commitments</u>	
MBE Commitments in Construction Projects:	\$6,027.00	100.00%
Total MBE:	\$6,027.00	100.00%
WBE Commitments in Construction Projects:	\$0.00	0.00%
Total WBE:	\$0.00	0.00%

Construction Projects:

Project Name	Construction Signage	Awarded			WBE Commitments	
		Contract Value	MBE Commitments	%		%
1. Onahan Elementary School Linked Annex	The Blue Print Shoppe	\$668.00	\$668.00	100.00%	\$0.00	0.00%
2. Stevenson Elementary School Linked Annex	The Blue Print Shoppe	\$668.00	\$668.00	100.00%	\$0.00	0.00%
3. Edgewater Branch Library	Sign A Rama	\$673.00	\$673.00	100.00%	\$0.00	0.00%
4. Durkin Park Elementary School Linked Annex	The Blue Print Shoppe	\$668.00	\$668.00	100.00%	\$0.00	0.00%
5. Rosenblum Park High School Development	Sign A Rama	\$673.00	\$673.00	100.00%	\$0.00	0.00%
6. Lloyd Elementary School Artificial Turf	The Blue Print Shoppe	\$668.00	\$668.00	100.00%	\$0.00	0.00%
7. Dominguez Artificial Turf	The Blue Print Shoppe	\$668.00	\$668.00	100.00%	\$0.00	0.00%
8. Douglas Park Artificial Turf	The Blue Print Shoppe	\$668.00	\$668.00	100.00%	\$0.00	0.00%
9. Ping Tom Park Field House	Sign A Rama	\$673.00	\$673.00	100.00%	\$0.00	0.00%
Subtotals:		\$6,027.00	\$6,027.00	100.00%	\$0.00	0.00%

M/WBE Commitment Report - 2012 Comprehensive Printing Service Task Order Awards (1/1/12 to 12/31/12)



Public Building Commission of Chicago ▪ Richard J. Daley Center ▪ 50 West Washington, Room 200 ▪ Chicago, Illinois 60602 ▪ Tel: 312-744-3090 ▪ Fax:312-744-8005

Total Construction Program (9 Projects):	\$113,982.76	100.00%
Total MBE Commitments:	\$12,500.00	10.97%
Total WBE Commitments:	\$41,582.76	36.48%

Professional Service Contract Value for 9 Construction Projects:		\$113,982.76
Total 9 Projects:		\$113,982.76

	<u>M/WBE Commitments</u>	
MBE Commitments in Construction Projects:	\$12,500.00	10.97%
Total MBE:	\$12,500.00	10.97%
WBE Commitments in Construction Projects:	\$41,582.76	36.48%
Total WBE:	\$41,582.76	36.48%

Construction Projects:

Project Name	Comprehensive Printing Services	Awarded			WBE Commitments	
		Contract Value	MBE Commitments	%		%
1. Onahan Elementary School Linked Annex	Cushing & Co.	\$20,000.00	\$0.00	0.00%	\$20,000.00	100.00%
2. Stevenson Elementary School Linked Annex	BHFX Digital Imaging	\$20,000.00	\$0.00	0.00%	\$0.00	0.00%
3. Edgewater Branch Library	Cushing & Co.	\$11,000.00	\$0.00	0.00%	\$11,000.00	100.00%
4. Durkin Park Elementary School Linked Annex	Springer Blue Print Services	\$20,000.00	\$0.00	0.00%	\$0.00	0.00%
5. Rosenblum Park High School Development	The Blue Print Shoppe	\$12,500.00	\$12,500.00	100.00%	\$0.00	0.00%
6. Lloyd Elementary School Artificial Turf	Cushing & Co.	\$3,000.00	\$0.00	0.00%	\$3,000.00	100.00%
7. Dominguez Artificial Turf	Best Imaging Solutions	\$7,500.00	\$0.00	0.00%	\$7,500.00	100.00%
8. Douglas Park Artificial Turf	BHFX Digital Imaging	\$5,000.00	\$0.00	0.00%	\$0.00	0.00%
9. Ping Tom Park Field House	BHFX Digital Imaging	\$14,900.00	\$0.00	0.00%	\$0.00	0.00%
Ping Tom Park Field House	Cushing & Co.	\$82.76	\$0.00	0.00%	\$82.76	100.00%
Subtotals:		\$113,982.76	\$12,500.00	10.97%	\$41,582.76	36.48%

M/WBE Compliance Reports

Public Building Commission of Chicago • Richard J. Daley Center • 50 West Washington, Room 200 • Chicago, Illinois 60602 • Tel: 312-744-3090 • Fax: 312-744-8005



M/WBE & EEO Construction Contract Compliance Report for Projects Completed in 2012

M/WBE Professional Services Compliance Report for Projects Completed in 2012

(AOR, Environmental Consultant-Category A, B, & C, Environmental Consultant-Reno & Demo, Traffic Study, Geotechnical Consultant, Commissioning Authority, Material Testing Service, Surveyor Service, Construction Signage and Comprehensive Printing Services)

Through Q4 2012, nineteen construction projects were completed. A total of twenty-two GC contracts and two Job Order Contracts (JOC) were awarded on these nineteen projects. Below is the M/WBE participation achieved on both the construction contracts and the professional services associated with those projects as of Q4 2012:

Type	Total Contract Value	Total Paid to Date	MBE Participation Achieved	MBE Value Paid to Date	WBE Participation Achieved	WBE Value Paid to Date
General Construction	\$283,338,239.32	\$248,153,308.18	27.39%	\$67,957,087.52	5.62%	\$13,937,592.81
JOC	\$3,501,351.52	\$3,398,627.04	35.04%	\$1,190,870.45	6.12%	\$207,988.48
Professional Services	\$29,910,344.25	\$24,252,023.31	46.42%	\$11,257,448.99	11.41%	\$2,766,814.73
Total	\$316,749,935.09	\$275,803,958.53	29.15%	\$80,405,406.96	6.13%	\$16,912,396.02

M/WBE Professional Services Compliance Report for Administrative Services Paid in 2012

The PBC also tracks compliance on program-wide administrative professional consulting services. These professional services are not project specific and include but are not limited to: legal fees, program management core services, insurance brokerage services, real estate management, and computer services. Below is the M/WBE Participation Achieved as of Q4 2012:

Type	Total Paid to Date	MBE Participation Achieved	MBE Value Paid to Date	WBE Participation Achieved	WBE Value Paid to Date
Professional Services (Program)	\$22,844,288	46%	\$10,451,089	5%	\$1,196,955

M/WBE & EEO Compliance Report - 2012 Construction Projects Completed (1/1/12 to 12/31/12)



Public Building Commission of Chicago • Richard J. Daley Center • 50 West Washington, Room 200 • Chicago, Illinois 60602 • Tel: 312-744-3090 • Fax: 312-744-8005

Construction Program (24 Contracts on 19 Projects):

MBE Participation:
WBE Participation

22 General Construction (GC) Contracts:
2 Work Orders against 2 Job Order Contracts (JOC) Contracts:

Total Contract Value:

MBE Participation in GC Projects:
MBE Participation in JOC Projects:
Total MBE

WBE Participation in GC Projects:
WBE Participation in JOC Projects:
Total WBE

<u>Original Contract Value</u>	<u>Paid to Date</u>
\$286,839,590.84 100.00%	\$251,551,935.22 100.00%
\$69,074,904.24 24.08%	\$69,147,957.97 27.49%
\$13,492,871.00 4.70%	\$14,145,581.29 5.62%
\$283,338,239.32	\$248,153,308.18
\$3,501,351.52	\$3,398,627.04
\$286,839,590.84	\$251,551,935.22
<u>M/WBE Commitments</u>	<u>M/WBE Actuals</u>
\$67,914,409.00 23.97%	\$67,957,087.52 27.39%
\$1,160,495.24 33.14%	\$1,190,870.45 35.04%
\$69,074,904.24 24.08%	\$69,147,957.97 27.49%
\$13,305,152.00 4.70%	\$13,937,592.81 5.62%
\$187,719.00 5.36%	\$207,988.48 6.12%
\$13,492,871.00 4.70%	\$14,145,581.29 5.62%
	Combined Total: 33.11%

M/WBE & EEO Compliance Report - 2012 Construction Projects Completed (1/1/12 to 12/31/12)

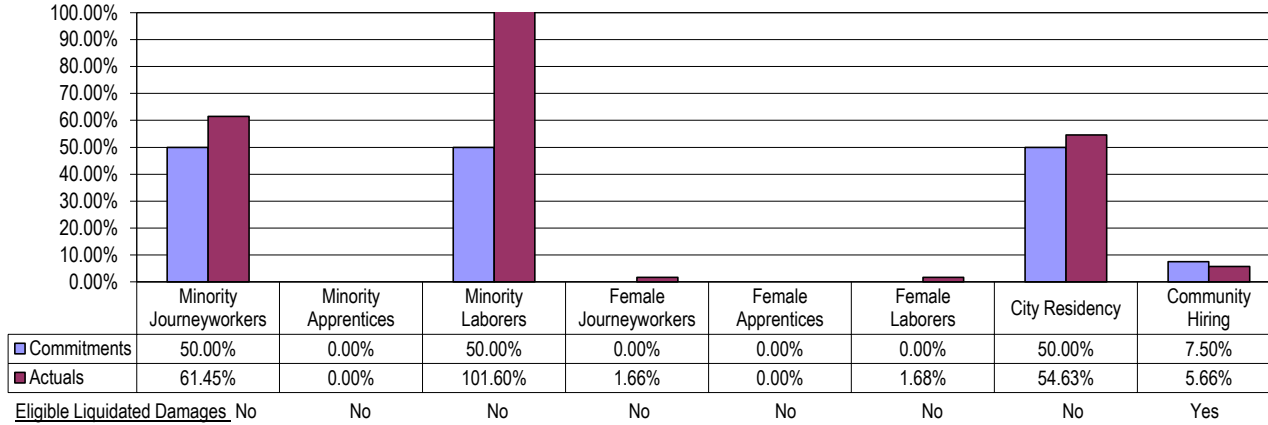


Public Building Commission of Chicago • Richard J. Daley Center • 50 West Washington, Room 200 • Chicago, Illinois 60602 • Tel: 312-744-3090 • Fax: 312-744-8005

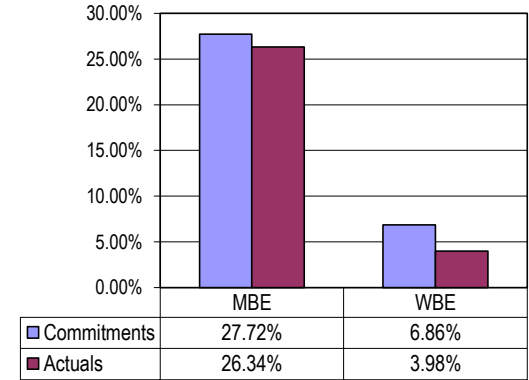
GC Projects:

Project Name	Contractor	Original	MBE		*MBE		WBE		*WBE	
		Contract Value	Commitments	%	Actuals	%	Commitments	%	Actuals	%
1. South Shore High School Abatement and Demolition	Omega Demolition Corp.	\$2,344,504.00	\$650,000.00	27.72%	\$521,872.93	26.34%	\$160,740.00	6.86%	\$78,918.07	3.98%
Subtotals:		\$2,344,504.00	\$650,000.00	27.72%	\$521,872.93	26.34%	\$160,740.00	6.86%	\$78,918.07	3.98%

South Shore High School Abatement and Demolition EEO Report



MBE/WBE Compliance Report



Comments: This information is as of 12/31/12 and may change as the projects financially close out.

*M/WBE Actuals are verified M/WBE payments compared to the paid to date to General Contractor as of pay app #6 on 4/15/12 at 84.37%

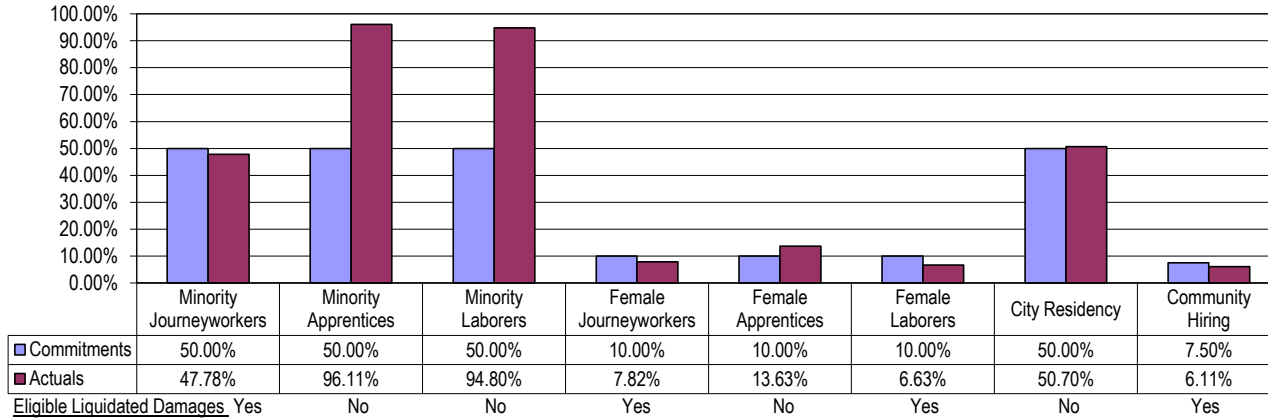
M/WBE & EEO Compliance Report - 2012 Construction Projects Completed (1/1/12 to 12/31/12)



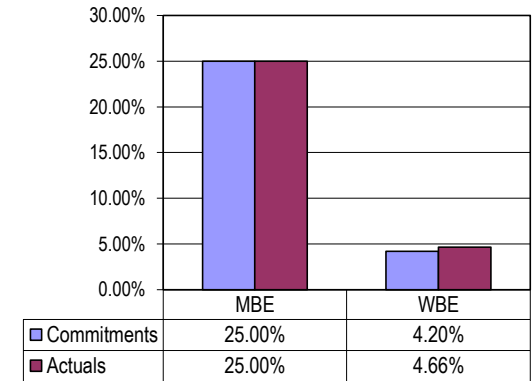
Public Building Commission of Chicago • Richard J. Daley Center • 50 West Washington, Room 200 • Chicago, Illinois 60602 • Tel: 312-744-3090 • Fax: 312-744-8005

Project Name	Contractor	Original Contract Value	MBE Commitments	%	*MBE Actuals	%	WBE Commitments	%	*WBE Actuals	%
2. Brighton Park II Elementary School	George Sollit/Oakley JV	\$26,187,000.00	\$6,546,750.00	25.00%	\$5,868,701.25	25.00%	\$1,100,000.00	4.20%	\$1,093,688.14	4.66%
Subtotals:		\$26,187,000.00	\$6,546,750.00	25.00%	\$5,868,701.25	25.00%	\$1,100,000.00	4.20%	\$1,093,688.14	4.66%

Brighton Park II Elementary School EEO Report



MBE/WBE Compliance Report



Comments: This information is as of 12/31/12 and may change as the projects financially close out.

*M/WBE Actuals are verified M/WBE payments compared to the paid to date to General Contractor as of pay app #20 on 8/17/12 at 93.43%

**JV credit only allowed up to that of commitment.

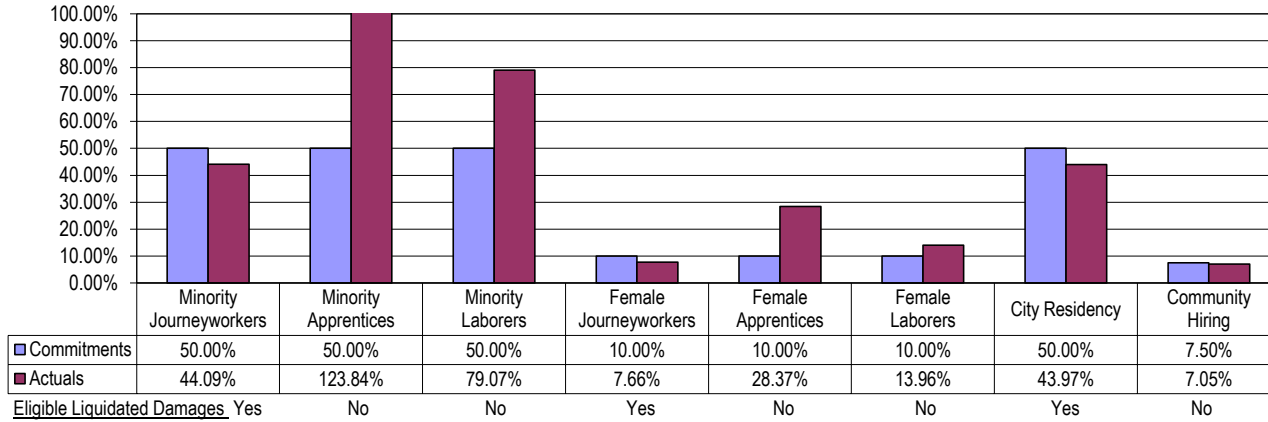
M/WBE & EEO Compliance Report - 2012 Construction Projects Completed (1/1/12 to 12/31/12)



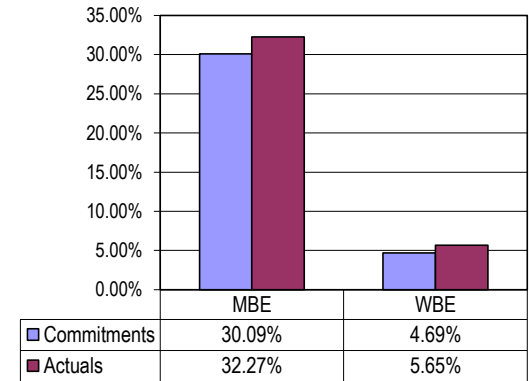
Public Building Commission of Chicago • Richard J. Daley Center • 50 West Washington, Room 200 • Chicago, Illinois 60602 • Tel: 312-744-3090 • Fax: 312-744-8005

Project Name	Contractor	Original Contract Value	MBE Commitments	%	*MBE Actuals	%	WBE Commitments	%	*WBE Actuals	%
3. 31st Street Harbor - Landside	James McHugh Construction	\$53,669,964.54	\$16,150,000.00	30.09%	\$16,131,374.84	32.27%	\$2,519,000.00	4.69%	\$2,825,743.32	5.65%
Subtotals:		\$53,669,964.54	\$16,150,000.00	30.09%	\$16,131,374.84	32.27%	\$2,519,000.00	4.69%	\$2,825,743.32	5.65%

31st Street Harbor - Landside EEO Report



MBE/WBE Compliance Report



Comments: This information is as of 12/31/12 and may change as the projects financially close out.

*M/WBE Actuals are verified M/WBE payments compared to the paid to date to General Contractor as of pay app #17 on 12/5/12 at 92.18%

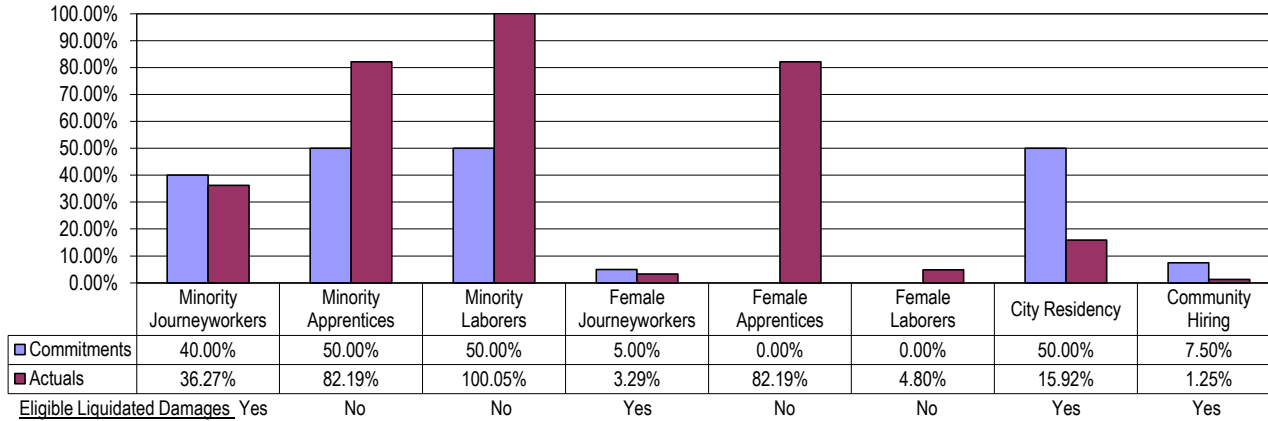
M/WBE & EEO Compliance Report - 2012 Construction Projects Completed (1/1/12 to 12/31/12)



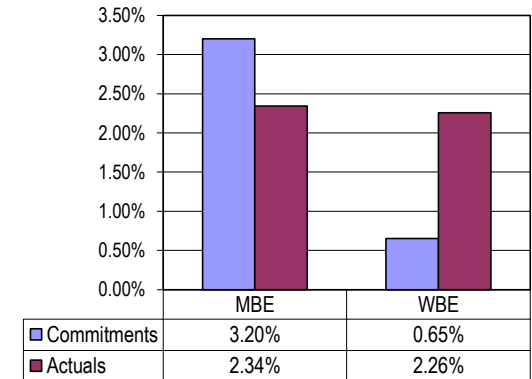
Public Building Commission of Chicago • Richard J. Daley Center • 50 West Washington, Room 200 • Chicago, Illinois 60602 • Tel: 312-744-3090 • Fax: 312-744-8005

Project Name	Contractor	Original Contract Value	MBE Commitments	%	*MBE Actuals	%	WBE Commitments	%	*WBE Actuals	%
4. 31st Street Harbor - Coastal	Paschen Gillen Skipper Marine JV	\$30,316,650.00	\$970,000.00	3.20%	\$600,014.61	2.34%	\$198,000.00	0.65%	\$578,242.28	2.26%
Subtotals:		\$30,316,650.00	\$970,000.00	3.20%	\$600,014.61	2.34%	\$198,000.00	0.65%	\$578,242.28	2.26%

31st Street Harbor - Coastal EEO Report



MBE/WBE Compliance Report



Comments: This information is as of 12/31/12 and may change as the projects financially close out.

*M/WBE Actuals are verified M/WBE payments compared to the paid to date to General Contractor as of pay app #17 on 5/3/12 at 83.00%

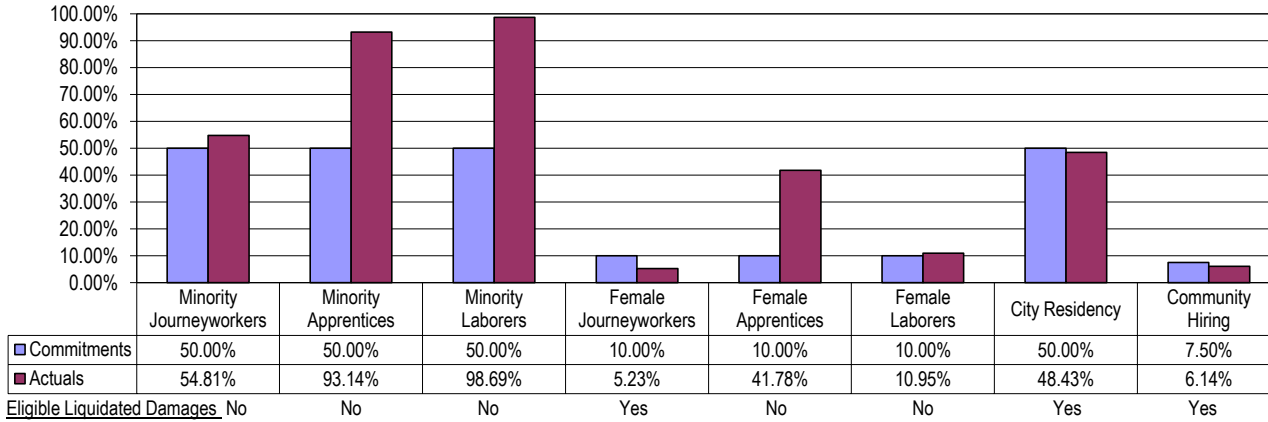
M/WBE & EEO Compliance Report - 2012 Construction Projects Completed (1/1/12 to 12/31/12)



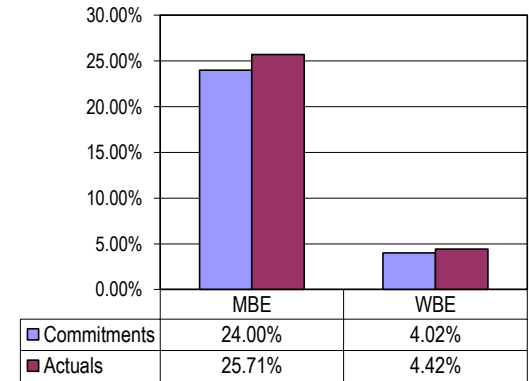
Public Building Commission of Chicago • Richard J. Daley Center • 50 West Washington, Room 200 • Chicago, Illinois 60602 • Tel: 312-744-3090 • Fax: 312-744-8005

Project Name	Contractor	Original Contract Value	MBE Commitments	%	*MBE Actuals	%	WBE Commitments	%	*WBE Actuals	%
5. Engine Company 16	F.H. Paschen	\$10,679,000.00	\$2,563,000.00	24.00%	\$2,668,425.72	25.71%	\$429,000.00	4.02%	\$459,066.00	4.42%
Subtotals:		\$10,679,000.00	\$2,563,000.00	24.00%	\$2,668,425.72	25.71%	\$429,000.00	4.02%	\$459,066.00	4.42%

Engine Company 16 Report



MBE/WBE Compliance Report



Comments: This information is as of 12/31/12 and may change as the projects financially close out.

*M/WBE Actuals are verified M/WBE payments compared to the paid to date to General Contractor as of pay app #14 on 10/19/12 at 93.48%

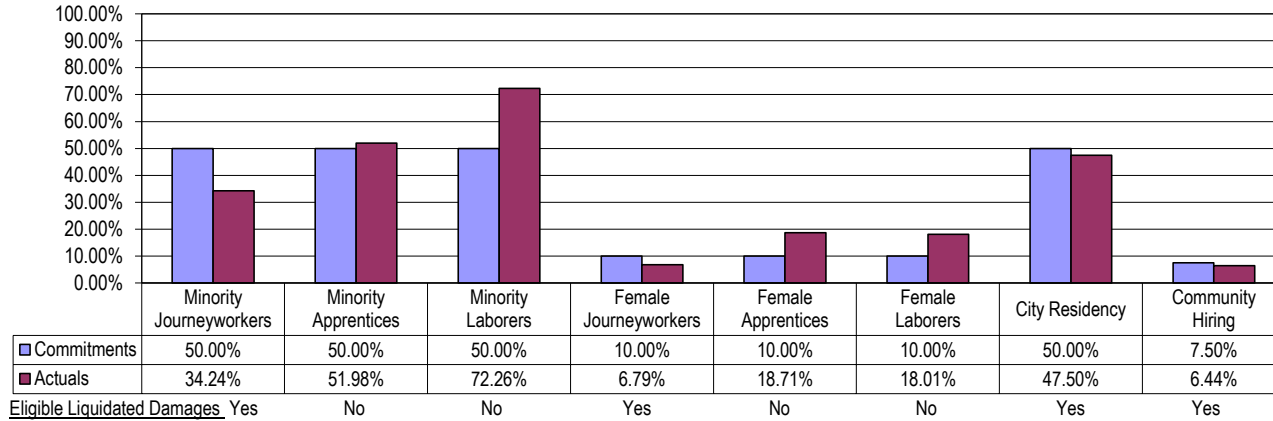
M/WBE & EEO Compliance Report - 2012 Construction Projects Completed (1/1/12 to 12/31/12)



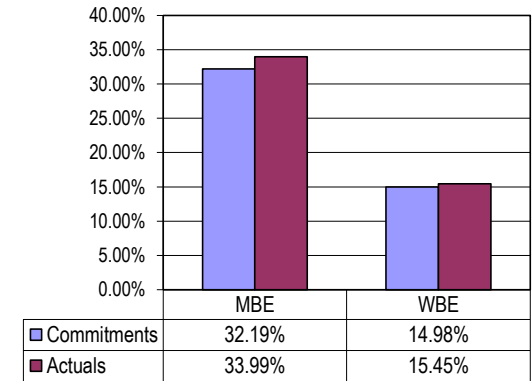
Public Building Commission of Chicago • Richard J. Daley Center • 50 West Washington, Room 200 • Chicago, Illinois 60602 • Tel: 312-744-3090 • Fax: 312-744-8005

Project Name	Contractor	Original	MBE		*MBE		WBE		*WBE	
		Contract Value	Commitments	%	Actuals	%	Commitments	%	Actuals	%
6. Edgebrook Elementary School Addition	Henry Bros. Co.	\$11,587,000.00	\$3,729,296.00	32.19%	\$3,773,468.81	33.99%	\$1,736,000.00	14.98%	\$1,715,758.39	15.45%
Subtotals:		\$11,587,000.00	\$3,729,296.00	32.19%	\$3,773,468.81	33.99%	\$1,736,000.00	14.98%	\$1,715,758.39	15.45%

Edgebrook Elementary School Addition EEO Report



MBE/WBE Compliance Report



Comments: This information is as of 12/31/12 and may change as the projects financially close out.

*M/WBE Actuals are verified M/WBE payments compared to the paid to date to General Contractor as of pay app #16 on 12/4/12 at 96.93%

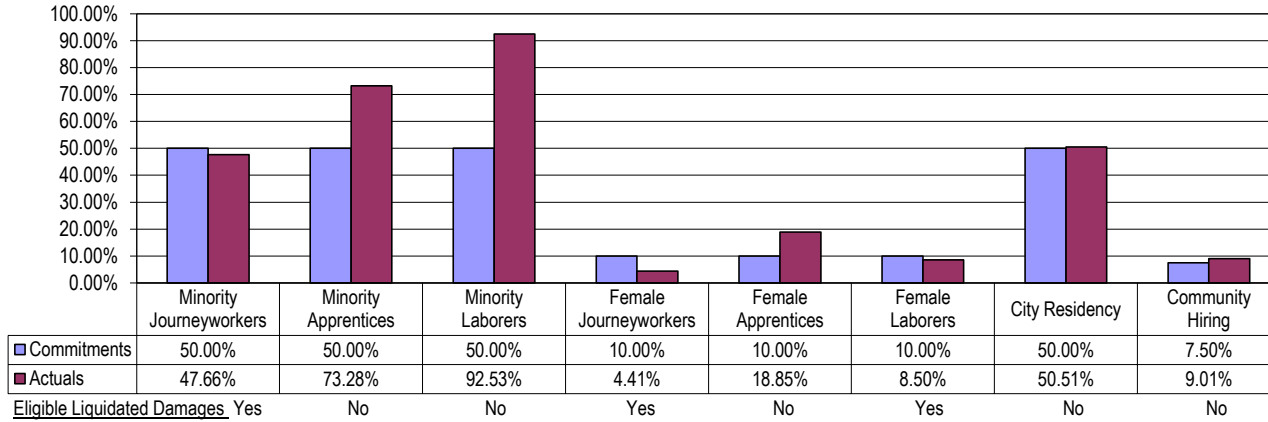
M/WBE & EEO Compliance Report - 2012 Construction Projects Completed (1/1/12 to 12/31/12)



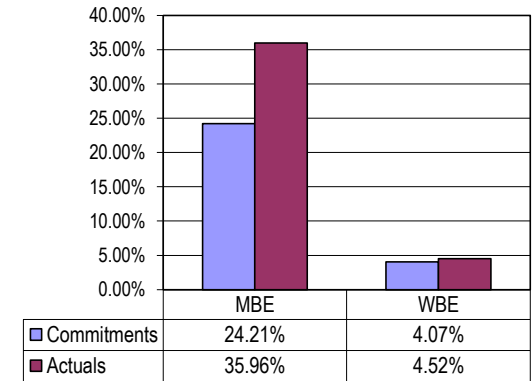
Public Building Commission of Chicago • Richard J. Daley Center • 50 West Washington, Room 200 • Chicago, Illinois 60602 • Tel: 312-744-3090 • Fax: 312-744-8005

Project Name	Contractor	Original Contract Value	MBE Commitments	%	*MBE Actuals	%	WBE Commitments	%	*WBE Actuals	%
7. Southwest Area High School	F.H. Paschen	\$62,452,000.00	\$15,117,000.00	24.21%	\$21,278,515.26	35.96%	\$2,540,000.00	4.07%	\$2,676,965.87	4.52%
Subtotals:		\$62,452,000.00	\$15,117,000.00	24.21%	\$21,278,515.26	35.96%	\$2,540,000.00	4.07%	\$2,676,965.87	4.52%

Southwest Area High School EEO Report



MBE/WBE Compliance Report



Comments: This information is as of 12/31/12 and may change as the projects financially close out.

*M/WBE Actuals are verified M/WBE payments compared to the paid to date to General Contractor as of pay app #26 on 10/31/12 at 98.04%

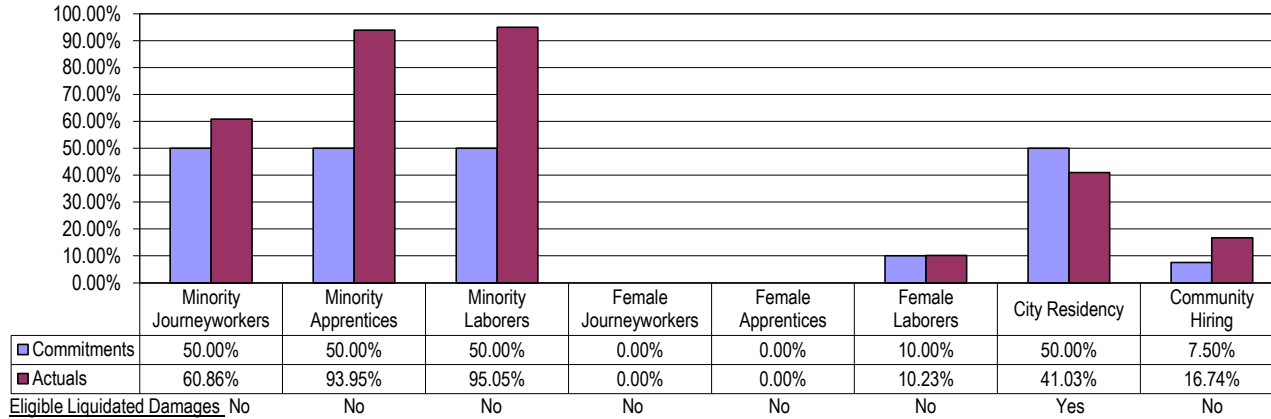
M/WBE & EEO Compliance Report - 2012 Construction Projects Completed (1/1/12 to 12/31/12)



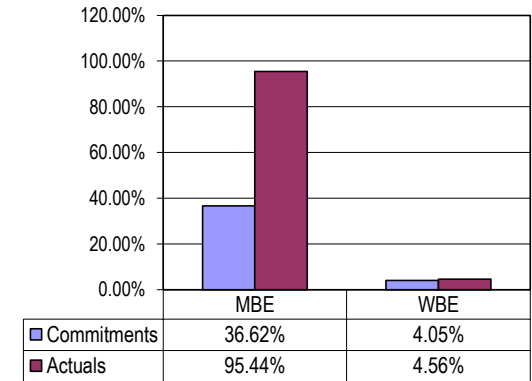
Public Building Commission of Chicago • Richard J. Daley Center • 50 West Washington, Room 200 • Chicago, Illinois 60602 • Tel: 312-744-3090 • Fax: 312-744-8005

Project Name	Contractor	Original Contract Value	MBE Commitments	%	*MBE Actuals	%	WBE Commitments	%	*WBE Actuals	%
8. Dominguez Elementary School Artificial Turf	Pan-Oceanic Engineering Co.	\$947,516.00	\$347,000.00	36.62%	\$812,339.47	95.44%	\$38,400.00	4.05%	\$38,788.00	4.56%
Subtotals:		\$947,516.00	\$347,000.00	36.62%	\$812,339.47	95.44%	\$38,400.00	4.05%	\$38,788.00	4.56%

Dominguez Elementary School Artificial Turf EEO Report



MBE/WBE Compliance Report



Comments: This information is as of 12/31/12 and may change as the projects financially close out.

*M/WBE Actuals are verified M/WBE payments compared to the paid to date to General Contractor as of pay app #3 on 11/7/12 at 88.98%

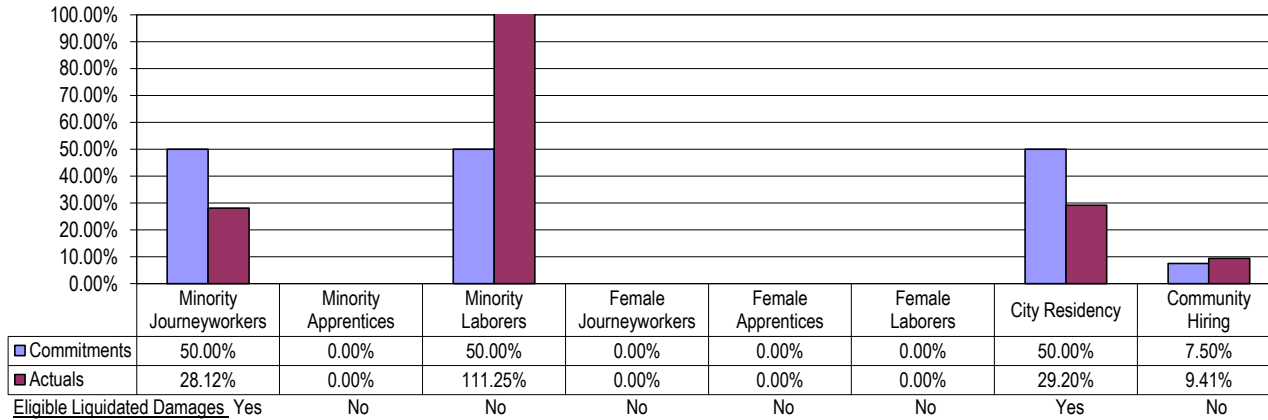
M/WBE & EEO Compliance Report - 2012 Construction Projects Completed (1/1/12 to 12/31/12)



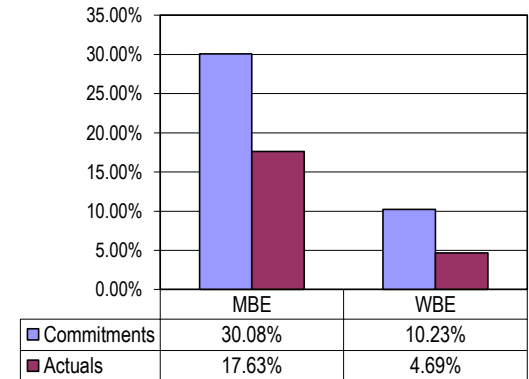
Public Building Commission of Chicago • Richard J. Daley Center • 50 West Washington, Room 200 • Chicago, Illinois 60602 • Tel: 312-744-3090 • Fax: 312-744-8005

Project Name	Contractor	Original Contract Value	MBE Commitments	%	*MBE Actuals	%	WBE Commitments	%	*WBE Actuals	%
9. Michael Reese Hospital Campus	Heneghan Wrecking Co.	\$400,600.00	\$120,500.00	30.08%	\$121,965.63	17.63%	\$41,000.00	10.23%	\$32,451.26	4.69%
Subtotals:		\$400,600.00	\$120,500.00	30.08%	\$121,965.63	17.63%	\$41,000.00	10.23%	\$32,451.26	4.69%

Michael Reese Hospital Campus EEO Report



MBE/WBE Compliance Report



Comments: This information is as of 12/31/12 and may change as the projects financially close out.

*M/WBE Actuals are verified M/WBE payments compared to the paid to date to General Contractor as of pay app #5 on 9/14/12 at 90.02%

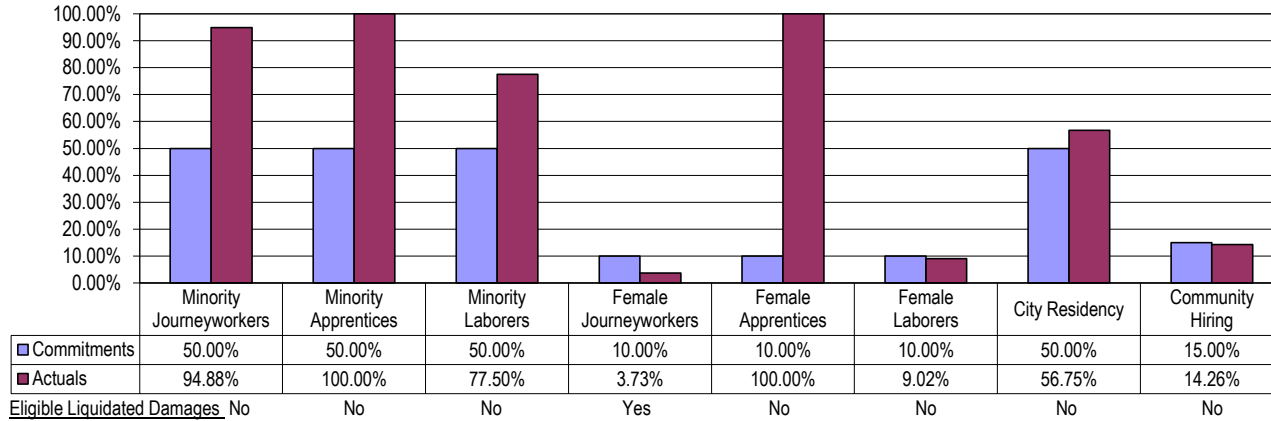
M/WBE & EEO Compliance Report - 2012 Construction Projects Completed (1/1/12 to 12/31/12)



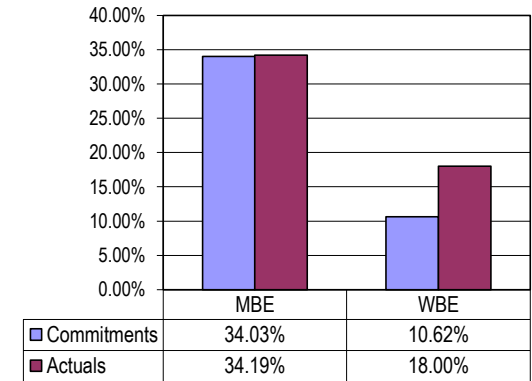
Public Building Commission of Chicago • Richard J. Daley Center • 50 West Washington, Room 200 • Chicago, Illinois 60602 • Tel: 312-744-3090 • Fax: 312-744-8005

Project Name	Contractor	Original Contract Value	MBE		*MBE Actuals		WBE		*WBE Actuals	
			Commitments	%	Actuals	%	Commitments	%	Actuals	%
10. Michael Reese Hospital - Groups E & B	Brandenburg Ind. Services Co.	\$7,980,000.00	\$2,715,900.00	34.03%	\$3,414,311.33	34.19%	\$847,800.00	10.62%	\$1,797,627.03	18.00%
Subtotals:		\$7,980,000.00	\$2,715,900.00	34.03%	\$3,414,311.33	34.19%	\$847,800.00	10.62%	\$1,797,627.03	18.00%

Michael Reese Hospital - Groups E & B EEO Report



MBE/WBE Compliance Report



Comments: This information is as of 12/31/12 and may change as the projects financially close out.

*M/WBE Actuals are verified M/WBE payments compared to the paid to date to General Contractor as of pay app #18F on 6/1/12 at 100.00%

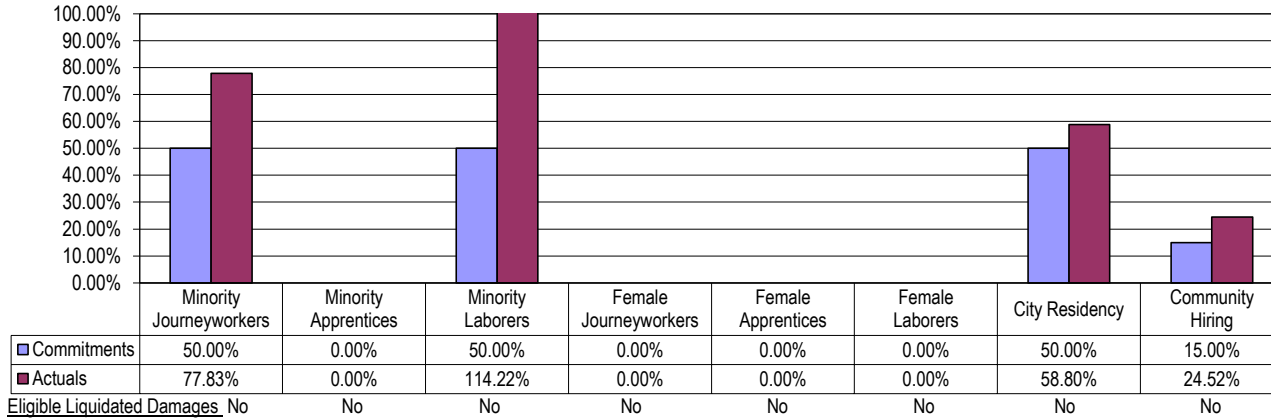
M/WBE & EEO Compliance Report - 2012 Construction Projects Completed (1/1/12 to 12/31/12)



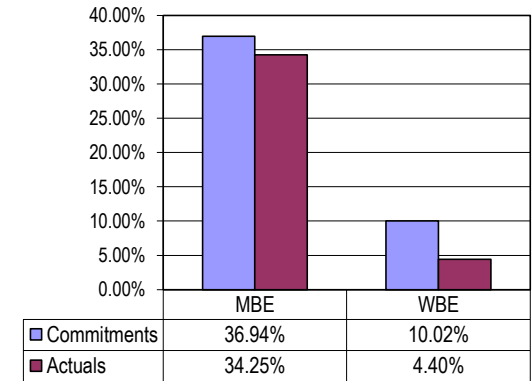
Public Building Commission of Chicago • Richard J. Daley Center • 50 West Washington, Room 200 • Chicago, Illinois 60602 • Tel: 312-744-3090 • Fax: 312-744-8005

Project Name	Contractor	Original Contract Value	MBE Commitments	%	*MBE Actuals	%	WBE Commitments	%	*WBE Actuals	%
11. Michael Reese Hospital - Groups C & D	Heneghan Wrecking Co.	\$3,194,300.00	\$1,180,000.00	36.94%	\$1,314,242.50	34.25%	\$320,000.00	10.02%	\$168,902.00	4.40%
Subtotals:		\$3,194,300.00	\$1,180,000.00	36.94%	\$1,314,242.50	34.25%	\$320,000.00	10.02%	\$168,902.00	4.40%

Michael Reese Hospital - Groups C & D EEO Report



MBE/WBE Compliance Report



Comments: This information is as of 12/31/12 and may change as the projects financially close out.

*M/WBE Actuals are verified M/WBE payments compared to the paid to date to General Contractor as of pay app #12F on 2/22/12 at 100.00%

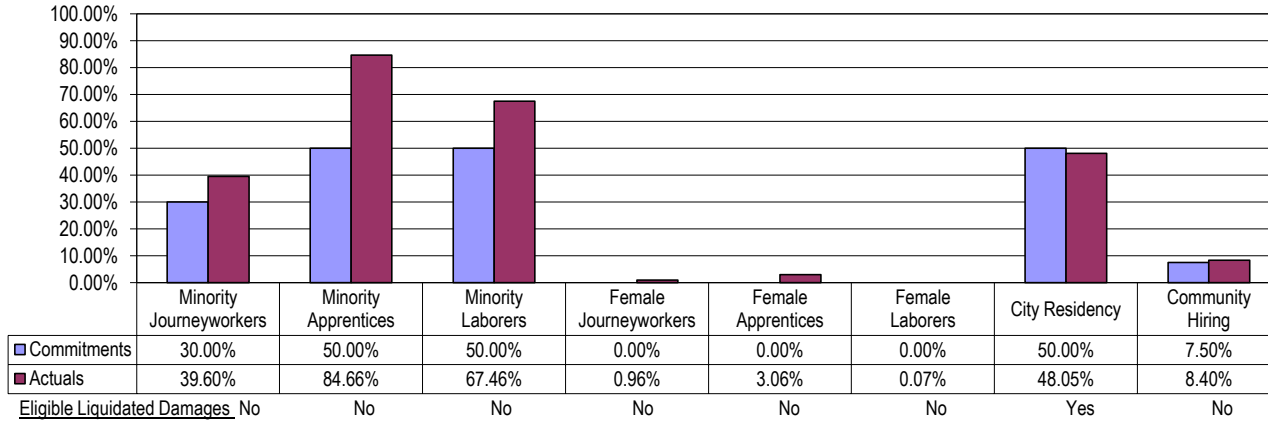
M/WBE & EEO Compliance Report - 2012 Construction Projects Completed (1/1/12 to 12/31/12)



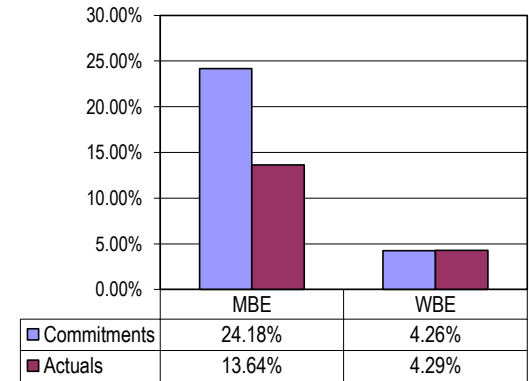
Public Building Commission of Chicago • Richard J. Daley Center • 50 West Washington, Room 200 • Chicago, Illinois 60602 • Tel: 312-744-3090 • Fax: 312-744-8005

Project Name	Contractor	Original Contract Value	MBE Commitments	%	*MBE Actuals	%	WBE Commitments	%	*WBE Actuals	%
12. 12th District Police Station	Harbour Contractors	\$21,536,564.78	\$5,207,000.00	24.18%	\$2,324,978.77	13.64%	\$918,100.00	4.26%	\$731,209.50	4.29%
Subtotals:		\$21,536,564.78	\$5,207,000.00	24.18%	\$2,324,978.77	13.64%	\$918,100.00	4.26%	\$731,209.50	4.29%

12th District Police Station EEO Report



MBE/WBE Compliance Report



Comments: This information is as of 12/31/12 and may change as the projects financially close out.

*M/WBE Actuals are verified M/WBE payments compared to the paid to date to General Contractor as of pay app #17 on 8/31/12 at 79.16%

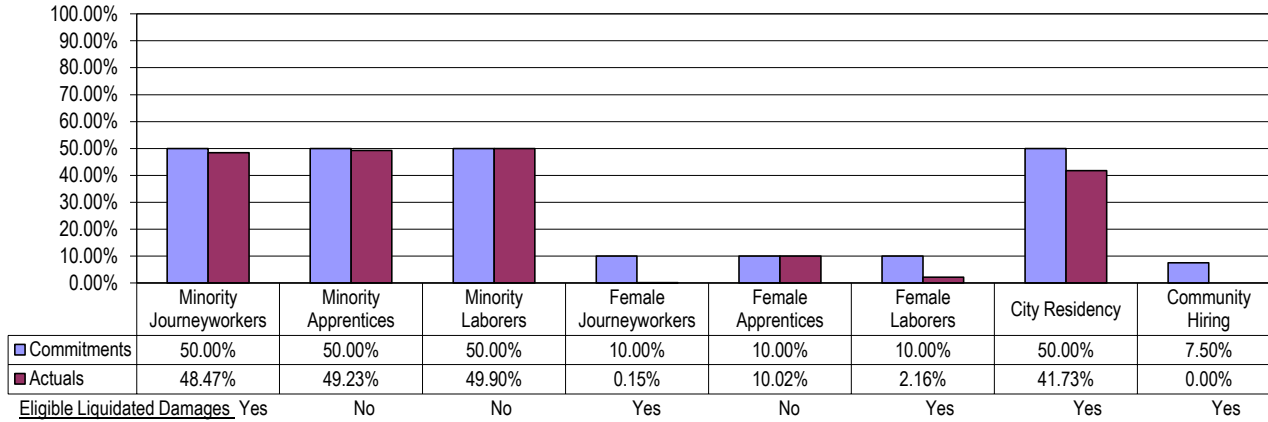
M/WBE & EEO Compliance Report - 2012 Construction Projects Completed (1/1/12 to 12/31/12)



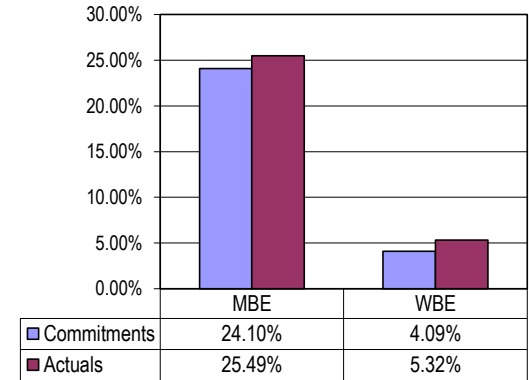
Public Building Commission of Chicago • Richard J. Daley Center • 50 West Washington, Room 200 • Chicago, Illinois 60602 • Tel: 312-744-3090 • Fax: 312-744-8005

Project Name	Contractor	Original Contract Value	MBE Commitments	%	*MBE Actuals	%	WBE Commitments	%	*WBE Actuals	%
13. Air Force Academy Phase II	F. H. Paschen	\$1,542,000.00	\$371,560.00	24.10%	\$350,119.72	25.49%	\$63,000.00	4.09%	\$73,062.33	5.32%
Subtotals:		\$1,542,000.00	\$371,560.00	24.10%	\$350,119.72	25.49%	\$63,000.00	4.09%	\$73,062.33	5.32%

Air Force Academy Phase II EEO Report



MBE/WBE Compliance Report



Comments: This information is as of 12/31/12 and may change as the projects financially close out.

*M/WBE Actuals are verified M/WBE payments compared to the paid to date to General Contractor as of pay app #8 on 11/1/12 at 93.47%

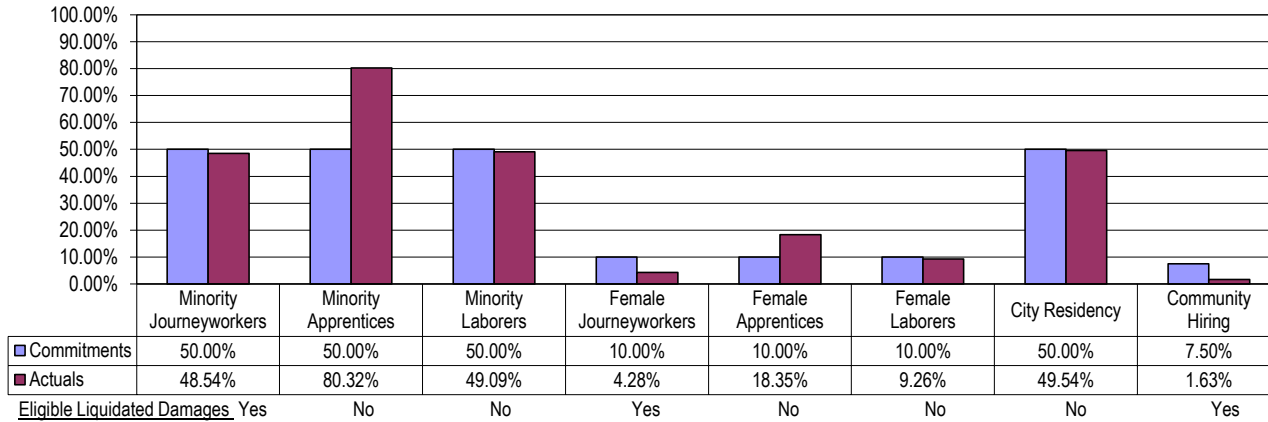
M/WBE & EEO Compliance Report - 2012 Construction Projects Completed (1/1/12 to 12/31/12)



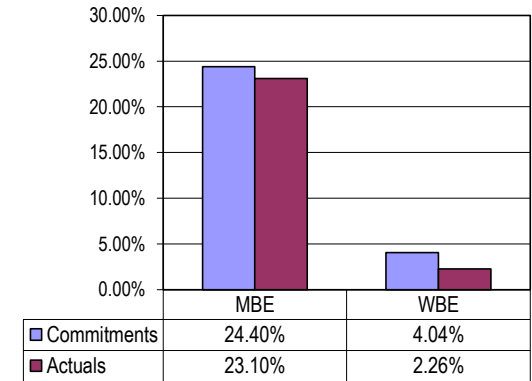
Public Building Commission of Chicago • Richard J. Daley Center • 50 West Washington, Room 200 • Chicago, Illinois 60602 • Tel: 312-744-3090 • Fax: 312-744-8005

Project Name	Contractor	Original Contract Value	MBE Commitments	%	*MBE Actuals	%	WBE Commitments	%	*WBE Actuals	%
14. Air Force Academy Phase III	IHC Construction	\$5,984,135.00	\$1,460,000.00	24.40%	\$1,145,335.74	23.10%	\$241,800.00	4.04%	\$112,213.47	2.26%
Subtotals:		\$5,984,135.00	\$1,460,000.00	24.40%	\$1,145,335.74	23.10%	\$241,800.00	4.04%	\$112,213.47	2.26%

Air Force Academy Phase III EEO Report



MBE/WBE Compliance Report



Comments: This information is as of 12/31/12 and may change as the projects financially close out.

*M/WBE Actuals are verified M/WBE payments compared to the paid to date to General Contractor as of pay app #5 on 11/6/12 at 82.87%

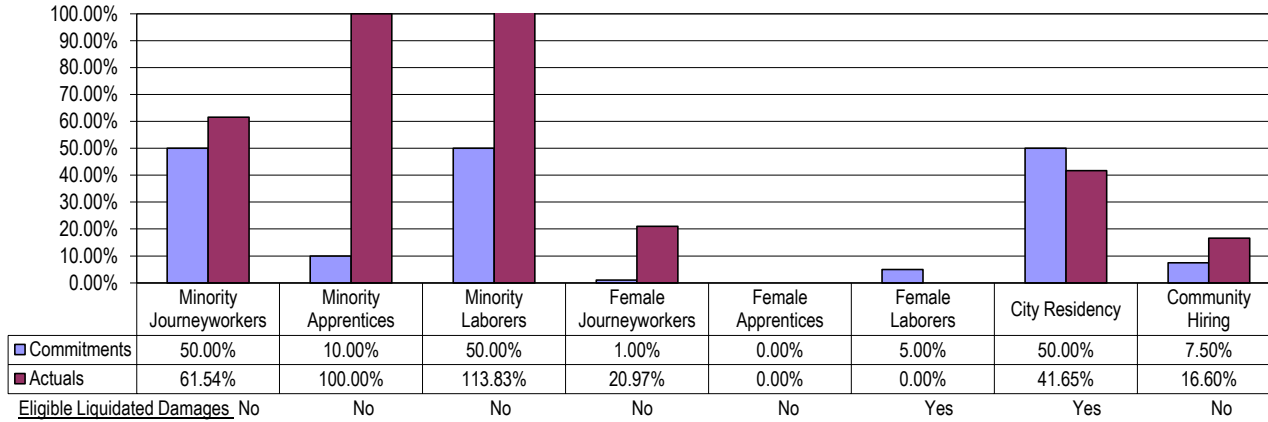
M/WBE & EEO Compliance Report - 2012 Construction Projects Completed (1/1/12 to 12/31/12)



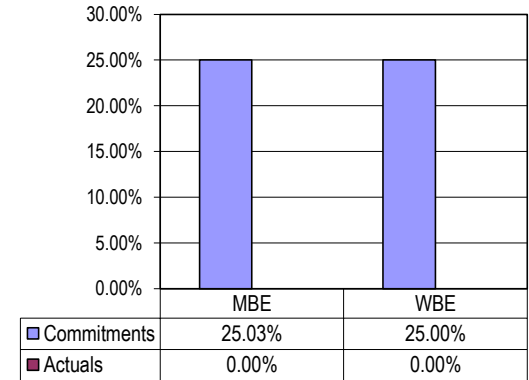
Public Building Commission of Chicago • Richard J. Daley Center • 50 West Washington, Room 200 • Chicago, Illinois 60602 • Tel: 312-744-3090 • Fax: 312-744-8005

Project Name	Contractor	Original Contract Value	MBE		*MBE		WBE		*WBE	
			Commitments	%	Actuals	%	Commitments	%	Actuals	%
15. Douglas Park Artificial Turf	J.E.M. Morris Construction	\$1,401,650.00	\$350,831.00	25.03%	\$0.00	0.00%	\$350,413.00	25.00%	\$0.00	0.00%
Subtotals:		\$1,401,650.00	\$350,831.00	25.03%	\$0.00	0.00%	\$350,413.00	25.00%	\$0.00	0.00%

Douglas Park Artificial Turf EEO Report



MBE/WBE Compliance Report



Comments: This information is as of 12/31/12 and may change as the projects financially close out.
 *M/WBE Actuals are verified M/WBE payments compared to the paid to date to General Contractor

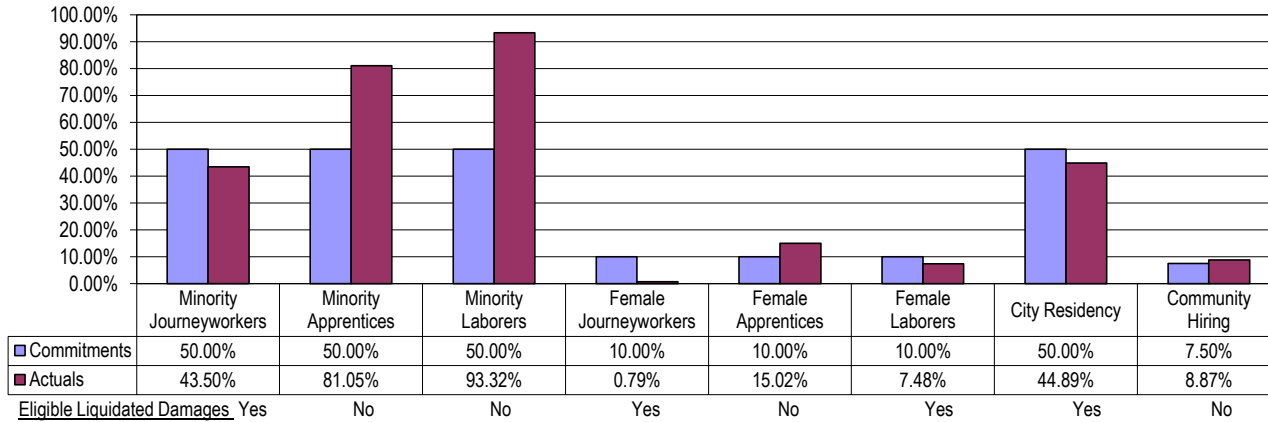
M/WBE & EEO Compliance Report - 2012 Construction Projects Completed (1/1/12 to 12/31/12)



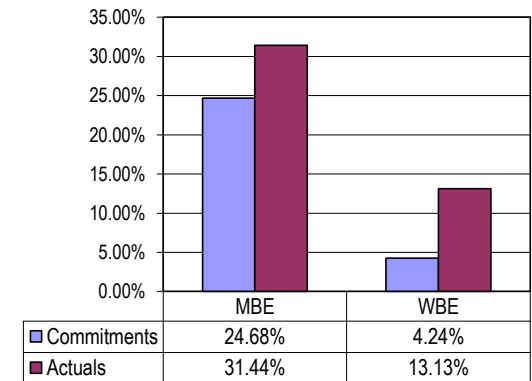
Public Building Commission of Chicago • Richard J. Daley Center • 50 West Washington, Room 200 • Chicago, Illinois 60602 • Tel: 312-744-3090 • Fax: 312-744-8005

Project Name	Contractor	Original Contract Value	MBE Commitments	%	*MBE Actuals	%	WBE Commitments	%	*WBE Actuals	%
16. Henderson Elementary School	F.H. Paschen	\$8,247,000.00	\$2,035,000.00	24.68%	\$1,811,067.50	31.44%	\$350,000.00	4.24%	\$756,522.00	13.13%
Subtotals:		\$8,247,000.00	\$2,035,000.00	24.68%	\$1,811,067.50	31.44%	\$350,000.00	4.24%	\$756,522.00	13.13%

Henderson Elementary School EEO Report



MBE/WBE Compliance Report



Comments: This information is as of 12/31/12 and may change as the projects financially close out.

*M/WBE Actuals are verified M/WBE payments compared to the paid to date to General Contractor as of pay app #6 on 10/23/12 at 69.85%

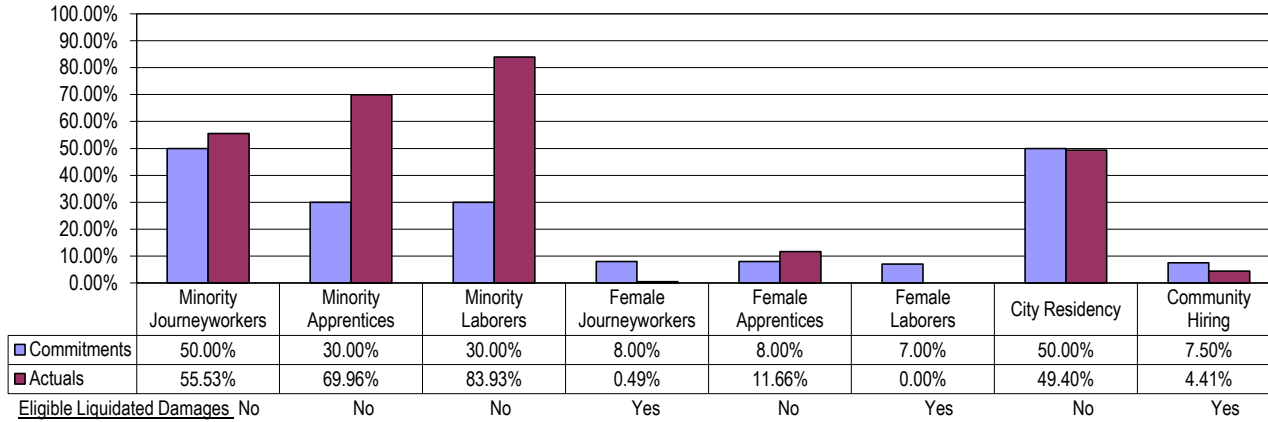
M/WBE & EEO Compliance Report - 2012 Construction Projects Completed (1/1/12 to 12/31/12)



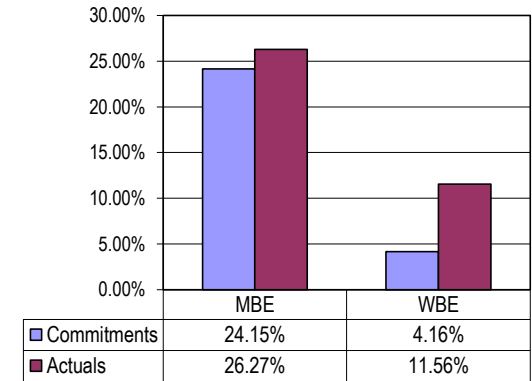
Public Building Commission of Chicago • Richard J. Daley Center • 50 West Washington, Room 200 • Chicago, Illinois 60602 • Tel: 312-744-3090 • Fax: 312-744-8005

Project Name	Contractor	Original Contract Value	MBE Commitments	%	*MBE Actuals	%	WBE Commitments	%	*WBE Actuals	%
17. Humboldt Park Library Addition and Renovation	Tyler Lane Construction	\$2,283,650.00	\$551,400.00	24.15%	\$621,555.89	26.27%	\$94,900.00	4.16%	\$273,568.99	11.56%
Subtotals:		\$2,283,650.00	\$551,400.00	24.15%	\$621,555.89	26.27%	\$94,900.00	4.16%	\$273,568.99	11.56%

Humboldt Park Library Addition & Renovation EEO Report



MBE/WBE Compliance Report



Comments: This information is as of 12/31/12 and may change as the projects financially close out.

*M/WBE Actuals are verified M/WBE payments compared to the paid to date to General Contractor as of pay app #9 on 12/4/12 at 88.93%

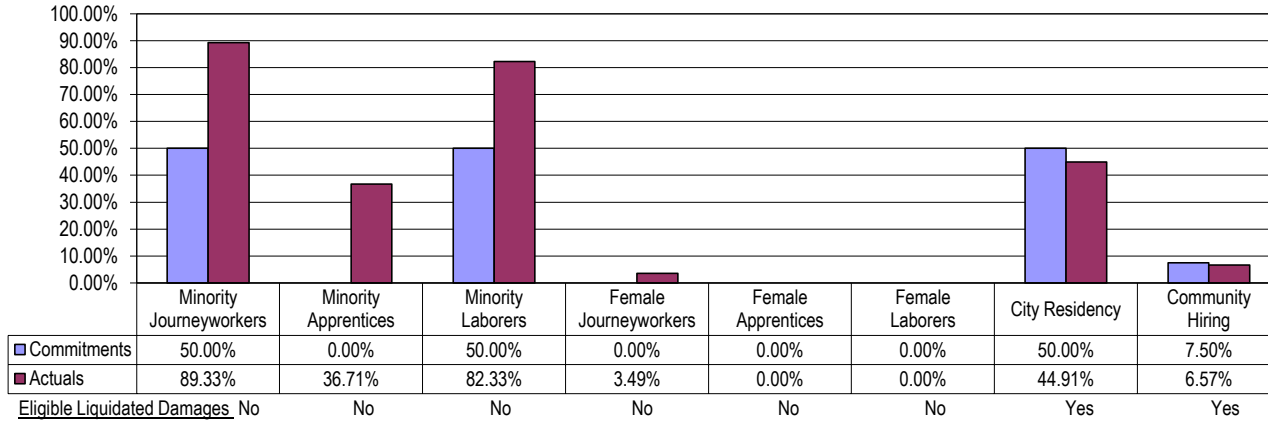
M/WBE & EEO Compliance Report - 2012 Construction Projects Completed (1/1/12 to 12/31/12)



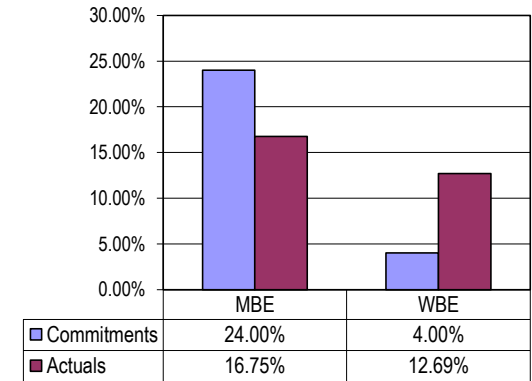
Public Building Commission of Chicago • Richard J. Daley Center • 50 West Washington, Room 200 • Chicago, Illinois 60602 • Tel: 312-744-3090 • Fax: 312-744-8005

Project Name	Contractor	Original Contract Value	MBE Commitments	%	*MBE Actuals	%	WBE Commitments	%	*WBE Actuals	%
18. Henry D. Lloyd Elementary School Artificial Turf	John Keno & Company	\$529,930.00	\$127,188.00	24.00%	\$41,593.20	16.75%	\$21,199.00	4.00%	\$31,519.80	12.69%
Subtotals:		\$529,930.00	\$127,188.00	24.00%	\$41,593.20	16.75%	\$21,199.00	4.00%	\$31,519.80	12.69%

Henry D. Lloyd Elementary School Artificial Turf EEO Report



MBE/WBE Compliance Report



Comments: This information is as of 12/31/12 and may change as the projects financially close out.

*M/WBE Actuals are verified M/WBE payments compared to the paid to date to General Contractor as of pay app #16 on 5/2/12 at 84.68%

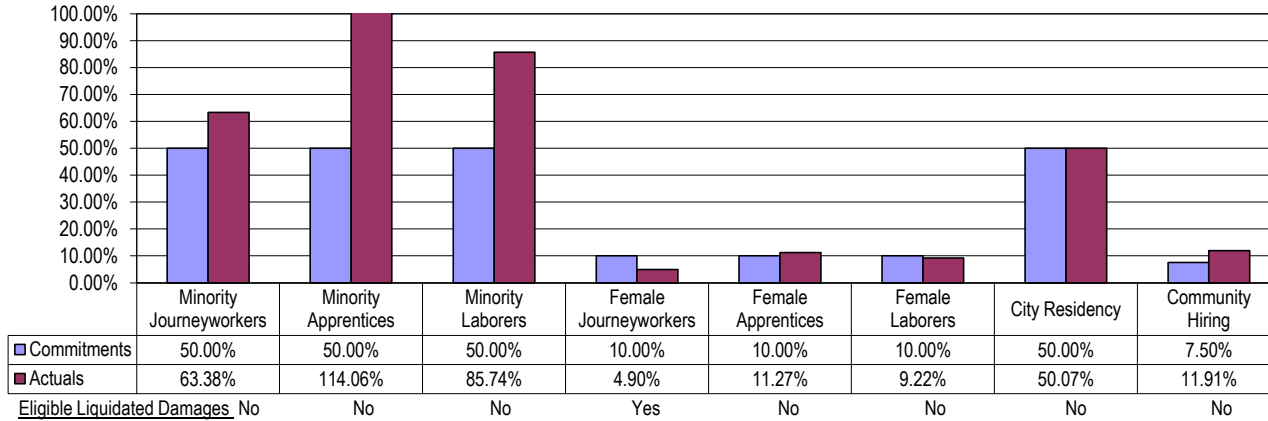
M/WBE & EEO Compliance Report - 2012 Construction Projects Completed (1/1/12 to 12/31/12)



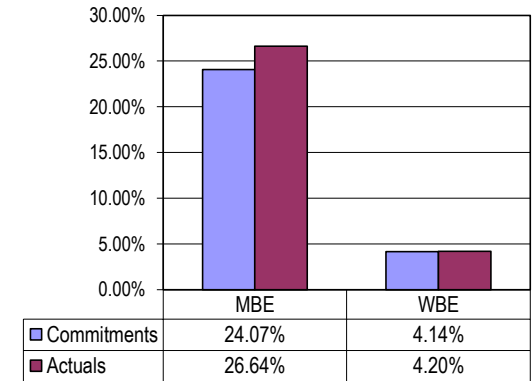
Public Building Commission of Chicago • Richard J. Daley Center • 50 West Washington, Room 200 • Chicago, Illinois 60602 • Tel: 312-744-3090 • Fax: 312-744-8005

Project Name	Contractor	Original	MBE		*MBE		WBE		*WBE	
		Contract Value	Commitments	%	Actuals	%	Commitments	%	Actuals	%
19. Peck Elementary School	F.H. Paschen	\$10,388,000.00	\$2,500,000.00	24.07%	\$1,916,670.33	26.64%	\$430,000.00	4.14%	\$302,026.69	4.20%
Subtotals:		\$10,388,000.00	\$2,500,000.00	24.07%	\$1,916,670.33	26.64%	\$430,000.00	4.14%	\$302,026.69	4.20%

Peck Elementary School EEO Report



MBE/WBE Compliance Report



Comments: This information is as of 12/31/12 and may change as the projects financially close out.

*M/WBE Actuals are verified M/WBE payments compared to the paid to date to General Contractor as of pay app #6 on 12/4/12 at 74.00%

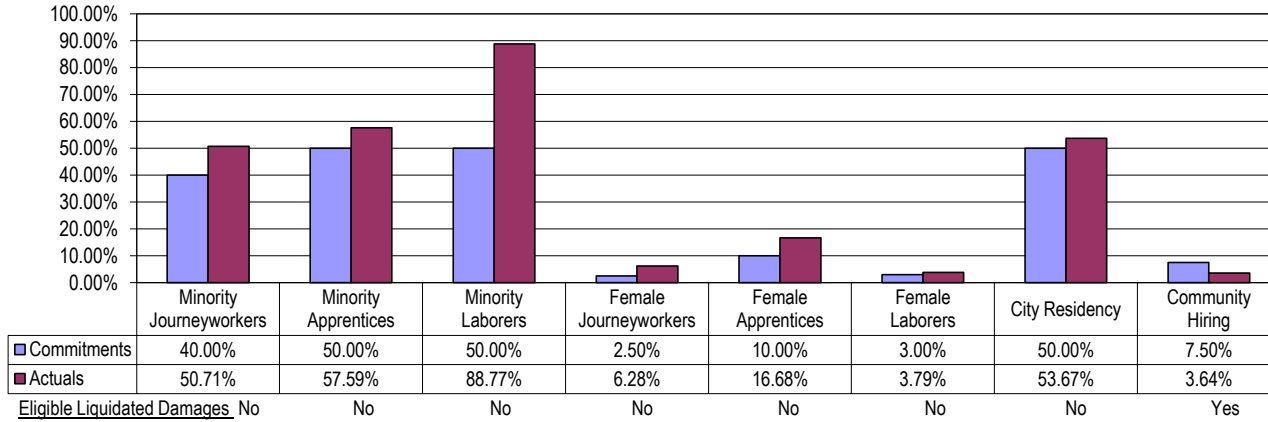
M/WBE & EEO Compliance Report - 2012 Construction Projects Completed (1/1/12 to 12/31/12)



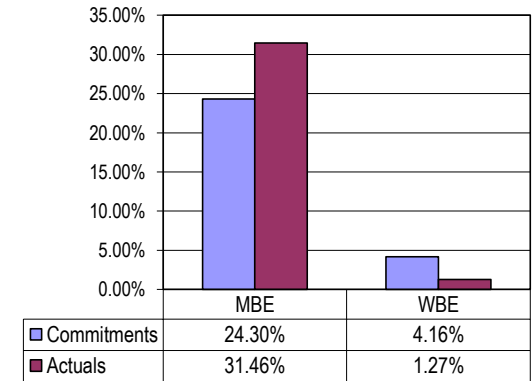
Public Building Commission of Chicago • Richard J. Daley Center • 50 West Washington, Room 200 • Chicago, Illinois 60602 • Tel: 312-744-3090 • Fax: 312-744-8005

Project Name	Contractor	Original Contract Value	MBE Commitments	%	*MBE Actuals	%	WBE Commitments	%	*WBE Actuals	%
20. Rosenblum Park Redevelopment	F.H. Paschen	\$3,183,000.00	\$773,500.00	24.30%	\$682,294.74	31.46%	\$132,400.00	4.16%	\$27,509.77	1.27%
Subtotals:		\$3,183,000.00	\$773,500.00	24.30%	\$682,294.74	31.46%	\$132,400.00	4.16%	\$27,509.77	1.27%

Rosenblum Park Redevelopment EEO Report



MBE/WBE Compliance Report



Comments: This information is as of 12/31/12 and may change as the projects financially close out.

*M/WBE Actuals are verified M/WBE payments compared to the paid to date to General Contractor as of pay app #5 on 10/29/12 at 64.50%

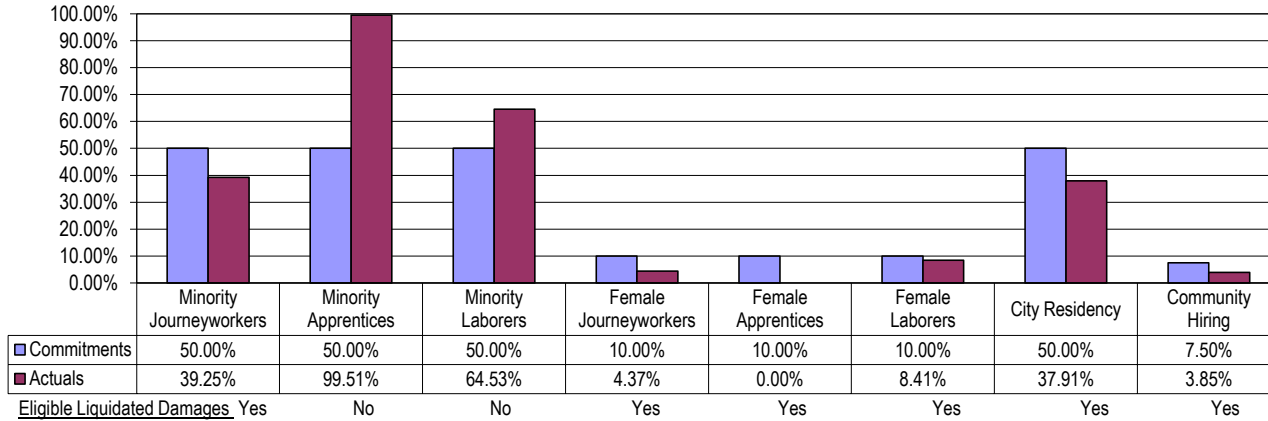
M/WBE & EEO Compliance Report - 2012 Construction Projects Completed (1/1/12 to 12/31/12)



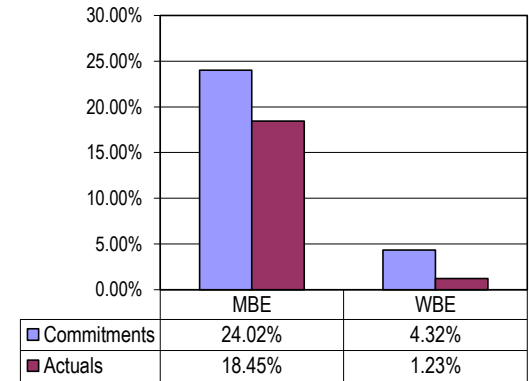
Public Building Commission of Chicago • Richard J. Daley Center • 50 West Washington, Room 200 • Chicago, Illinois 60602 • Tel: 312-744-3090 • Fax: 312-744-8005

Project Name	Contractor	Original Contract Value	MBE		*MBE		WBE		*WBE	
			Commitments	%	Actuals	%	Commitments	%	Actuals	%
21. Onahan Elementary School Linked Annex	IHC Construction	\$8,736,775.00	\$2,098,484.00	24.02%	\$753,610.50	18.45%	\$377,400.00	4.32%	\$50,076.00	1.23%
Subtotals:		\$8,736,775.00	\$2,098,484.00	24.02%	\$753,610.50	18.45%	\$377,400.00	4.32%	\$50,076.00	1.23%

Onahan Elementary School Linked Annex EEO Report



MBE/WBE Compliance Report



Comments: This information is as of 12/31/12 and may change as the projects financially close out.

*M/WBE Actuals are verified M/WBE payments compared to the paid to date to General Contractor as of pay app #6 on 12/7/12 at 51.95%

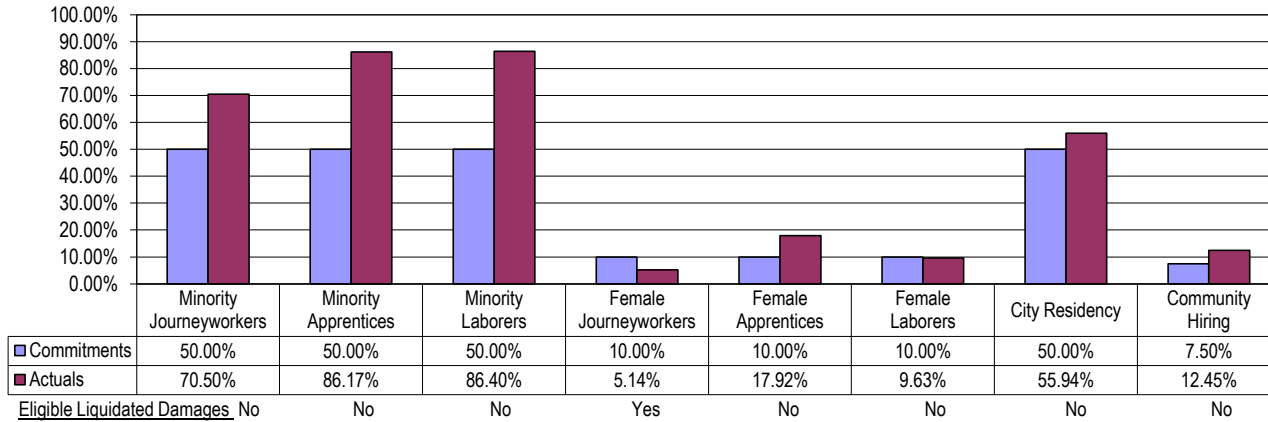
M/WBE & EEO Compliance Report - 2012 Construction Projects Completed (1/1/12 to 12/31/12)



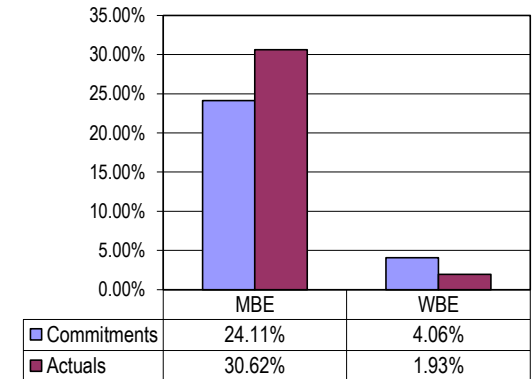
Public Building Commission of Chicago • Richard J. Daley Center • 50 West Washington, Room 200 • Chicago, Illinois 60602 • Tel: 312-744-3090 • Fax: 312-744-8005

Project Name	Contractor	Original Contract Value	MBE Commitments	%	*MBE Actuals	%	WBE Commitments	%	*WBE Actuals	%
22. Durkin Park Elementary School Linked Annex	F.H. Paschen	\$9,747,000.00	\$2,350,000.00	24.11%	\$1,804,628.78	30.62%	\$396,000.00	4.06%	\$113,733.90	1.93%
Subtotals:		\$9,747,000.00	\$2,350,000.00	24.11%	\$1,804,628.78	30.62%	\$396,000.00	4.06%	\$113,733.90	1.93%

Durkin Park Elementary School Linked Annex EEO Report



MBE/WBE Compliance Report



Comments: This information is as of 12/31/12 and may change as the projects financially close out.

*M/WBE Actuals are verified M/WBE payments compared to the paid to date to General Contractor as of pay app #8 on 12/7/12 at 67.19%

M/WBE & EEO Compliance Report - 2012 Construction Projects Completed (1/1/12 to 12/31/12)

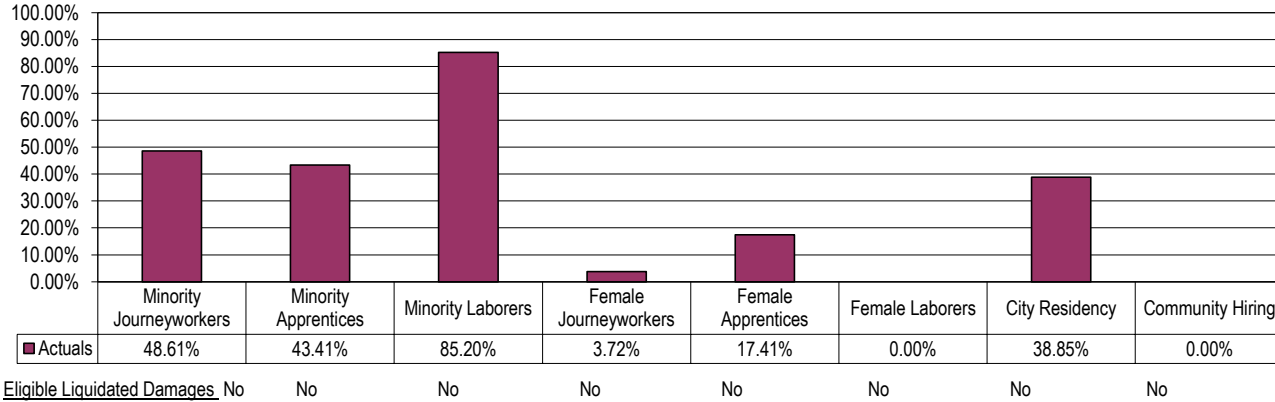


Public Building Commission of Chicago • Richard J. Daley Center • 50 West Washington, Room 200 • Chicago, Illinois 60602 • Tel: 312-744-3090 • Fax: 312-744-8005

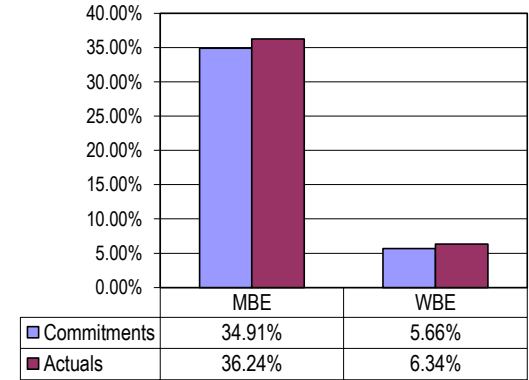
JOC Projects:

Project Name	Contractor	Original	MBE		*MBE		WBE		*WBE	
		Contract Value	Commitments	%	Actuals	%	Commitments	%	Actuals	%
1. Air Force Academy Phase I	F.H. Paschen	\$3,318,326.75	\$1,158,295.24	34.91%	\$1,188,890.45	36.24%	\$187,719.00	5.66%	\$207,988.48	6.34%
Subtotals:		\$3,318,326.75	\$1,158,295.24	34.91%	\$1,188,890.45	36.24%	\$187,719.00	5.66%	\$207,988.48	6.34%

JOC Air Force Academy Phase I EEO Report



MBE/WBE Compliance Report



Comments: This information is as of 12/31/12 and may change as the projects financially close out. JOC Contractors EEO Compliance are monitored programmatically.

*M/WBE Actuals are verified M/WBE payments compared to the paid to date to General Contractor as of pay app #4 on 3/6/12 at 62.12%

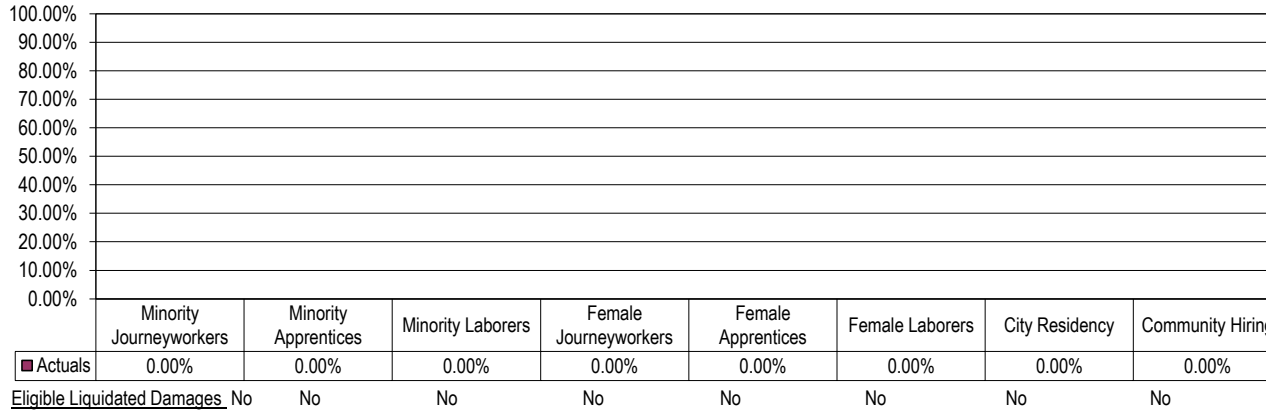
M/WBE & EEO Compliance Report - 2012 Construction Projects Completed (1/1/12 to 12/31/12)



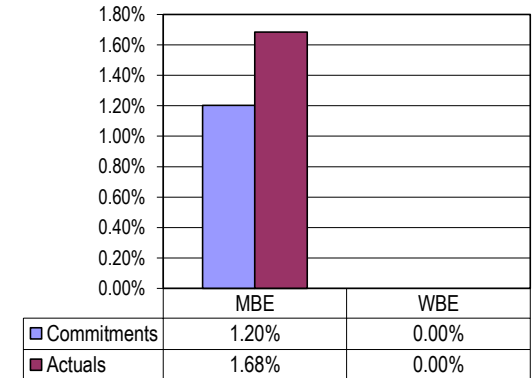
Public Building Commission of Chicago • Richard J. Daley Center • 50 West Washington, Room 200 • Chicago, Illinois 60602 • Tel: 312-744-3090 • Fax: 312-744-8005

Project Name	Contractor	Original Contract Value	MBE Commitments	%	*MBE Actuals	%	WBE Commitments	%	*WBE Actuals	%
2. Ramova Theater	Leopardo Companies	\$183,024.77	\$2,200.00	1.20%	\$1,980.00	1.68%	\$0.00	0.00%	\$0.00	0.00%
Subtotals:		\$183,024.77	\$2,200.00	1.20%	\$1,980.00	1.68%	\$0.00	0.00%	\$0.00	0.00%

JOC Ramova Theater EEO Report



MBE/WBE Compliance Report



Comments: This information is as of 12/31/12 and may change as the projects financially close out. JOC Contractors EEO Compliance are monitored programmatically.

*M/WBE Actuals are verified M/WBE payments compared to the paid to date to General Contractor as of pay app #1 on 10/22/12 at 64.29%

M/WBE Compliance Report - Professional Service Contract Awards for 2012 Completed Projects



Public Building Commission of Chicago • Richard J. Daley Center • 50 West Washington, Room 200 • Chicago, Illinois 60602 • Tel: 312-744-3090 • Fax: 312-744-8005

Total 2012 Awards
Total Paid to Date Value

\$29,910,344.25

\$24,252,023.31

MBE Paid to Date

\$11,257,448.99 46.42% of Total Paid to Date

WBE Paid to Date

\$2,766,814.73 11.41% of Total Paid to Date

	Total Value of Professional Service Awards	Paid To Date	MBE Commitments		MBE Actual		WBE Commitments		WBE Actual	
1. South Shore High School Demolition	\$275,725.46	\$242,814.71	\$116,145.00	42.12%	\$113,993.50	46.95%	\$3,343.00	1.21%	\$2,767.50	1.14%
2. Brighton Park II Area Elementary School	\$2,501,624.23	\$2,332,719.29	\$1,545,980.75	61.80%	\$1,633,803.50	70.04%	\$374,203.75	14.96%	\$322,960.58	13.84%
3. 31st Street Harbor	\$8,695,845.00	\$7,119,169.46	\$1,955,509.00	22.49%	\$2,037,073.05	28.61%	\$428,745.00	4.93%	\$328,013.22	4.61%
4. Engine Company 16	\$1,106,539.97	\$1,035,450.35	\$683,259.85	61.75%	\$696,295.25	67.25%	\$98,802.00	8.93%	\$65,271.76	6.30%
5. Michael Reese Hospital Demolition	\$1,005,152.13	\$609,227.58	\$637,431.65	63.42%	\$329,964.65	54.16%	\$161,768.88	16.09%	\$120,565.04	19.79%
6. Edgebrook Elementary School Addition	\$1,225,155.81	\$1,012,496.25	\$548,797.38	44.79%	\$447,500.97	44.20%	\$555,381.50	45.33%	\$486,839.56	48.08%
7. Southwest Area High School	\$5,244,002.36	\$5,132,930.86	\$3,516,669.50	67.06%	\$3,314,698.50	64.58%	\$290,950.00	5.55%	\$254,645.00	4.96%
8. Dominguez Elementary School Turf	\$177,352.00	\$159,404.50	\$41,168.00	23.21%	\$40,965.50	25.70%	\$50,130.00	28.27%	\$36,109.50	22.65%
9. 12th District Police Station	\$3,006,738.41	\$1,928,422.16	\$1,220,857.85	40.60%	\$1,087,105.97	56.37%	\$180,390.01	6.00%	\$65,895.16	3.42%
10. Air Force Academy	\$1,145,376.81	\$430,432.00	\$280,105.77	24.46%	\$17,444.00	4.05%	\$205,962.12	17.98%	\$165,039.85	38.34%
11. Douglas Park Artificial Turf	\$233,250.55	\$169,509.55	\$136,942.55	58.71%	\$89,911.55	53.04%	\$6,208.00	2.66%	\$2,030.00	1.20%
12. Henderson Renovation	\$754,595.25	\$458,096.84	\$310,673.00	41.17%	\$205,279.84	44.81%	\$67,957.00	9.01%	\$35,503.00	7.75%
13. Humboldt Park Library Renovation & Demolition	\$651,282.80	\$513,941.35	\$290,247.00	44.57%	\$225,563.55	43.89%	\$48,332.50	7.42%	\$44,285.00	8.62%
14. Lloyd Artificial Turf	\$217,133.44	\$145,541.00	\$61,338.44	28.25%	\$52,437.00	36.03%	\$66,947.00	30.83%	\$11,556.00	7.94%
15. Peck Elementary School Renovation	\$1,062,775.00	\$903,588.31	\$466,233.00	43.87%	\$380,468.87	42.11%	\$341,252.00	32.11%	\$294,446.94	32.59%
16. Ramova Theater Stabilization	\$673.00	\$673.00	\$673.00	100.00%	\$673.00	100.00%	\$0.00	0.00%	\$0.00	0.00%
17. Rosenblum Park Redevelopment	\$573,620.00	\$518,479.50	\$209,780.00	36.57%	\$198,707.75	38.33%	\$126,120.00	21.99%	\$94,108.75	18.15%
18. Onahan Elementary School Linked Annex	\$979,227.63	\$691,917.60	\$345,649.00	35.30%	\$223,126.54	32.25%	\$481,913.00	49.21%	\$400,072.56	57.82%
19. Durkin Elementary School Linked Annex	\$1,054,274.40	\$847,209.00	\$334,919.00	31.77%	\$162,436.00	19.17%	\$51,868.00	4.92%	\$36,705.31	4.33%
Subtotals:	\$29,910,344.25	\$24,252,023.31	\$12,702,379.74	42.47%	\$11,257,448.99	46.42%	\$3,540,273.76	11.84%	\$2,766,814.73	11.41%

M/WBE Compliance Report - Architect of Record Contract Awards for 2012 Completed Projects



Public Building Commission of Chicago • Richard J. Daley Center • 50 West Washington, Room 200 • Chicago, Illinois 60602 • Tel: 312-744-3090 • Fax:312-744-8005

Total 2012 Awards
Total Paid to Date Value

\$22,536,694.23
\$18,333,833.00

MBE Paid to Date
\$9,190,329.06 50.13% of Total Paid to Date
WBE Paid to Date
\$2,036,570.29 11.11% of Total Paid to Date

	Architect of Record	Total Contract Award (excludes reimbursables)	Paid To Date (excludes reimbursables)	MBE Commitments	%	MBE Actual	%	WBE Commitments	%	WBE Actual	%	
1.	South Shore High School Demolition	Hitchcock Design Group	\$168,183.00	\$142,521.00	\$51,500.00	30.62%	\$51,496.00	36.13%	\$0.00	0.00%	\$0.00	0.00%
2.	Brighton Park II Area Elementary School	Architrave, Ltd.	\$1,818,244.50	\$1,683,375.00	\$1,470,518.00	80.88%	\$1,558,297.00	92.57%	\$150,500.00	8.28%	\$125,078.00	7.43%
3.	31st Street Harbor	EDAW AECOM Inc.	\$7,519,180.00	\$5,980,464.00	\$1,864,684.00	24.80%	\$1,952,025.55	32.64%	\$400,420.00	5.33%	\$314,619.36	5.26%
4.	Engine Company 16	Interactive Design inc.	\$644,878.00	\$626,161.50	\$565,000.00	87.61%	\$590,049.00	94.23%	\$43,000.00	6.67%	\$36,112.50	5.77%
5.	Michael Reese Hospital Demolition	Nia Architects, Inc.	\$136,680.00	\$90,074.00	\$136,680.00	100.00%	\$90,074.00	100.00%	\$0.00	0.00%	\$0.00	0.00%
6.	Edgebrook Elementary School Addition	Altus Works, Inc	\$876,676.57	\$770,026.05	\$361,597.00	41.25%	\$290,192.13	37.69%	\$515,030.00	58.75%	\$461,619.56	59.95%
7.	Southwest Area High School	STR & NIA Collaborative	\$4,508,071.00	\$4,410,747.00	\$3,323,000.00	73.71%	\$3,125,379.00	70.86%	\$290,200.00	6.44%	\$253,895.00	5.76%
8.	Dominguez Elementary School Turf	Hitchcock Design Group	\$112,200.00	\$108,273.00	\$40,500.00	36.10%	\$40,297.50	35.92%	\$0.00	0.00%	\$0.00	0.00%
9.	12th District Police Station	VOA Associates Incorporated	\$2,207,777.00	\$1,214,155.90	\$551,944.25	25.00%	\$483,950.00	39.86%	\$110,388.85	5.00%	\$43,965.00	3.62%
10.	Air Force Academy	FGM Inc.	\$866,603.36	\$228,460.00	\$220,556.77	25.45%	\$1,250.00	0.55%	\$15,970.12	1.84%	\$0.00	0.00%
11.	Douglas Park Artificial Turf	Hitchcock Design Group	\$129,700.00	\$116,160.00	\$44,600.00	34.39%	\$40,766.00	35.09%	\$0.00	0.00%	\$0.00	0.00%
12.	Henderson Renovation	Legat Architects	\$527,580.00	\$327,131.84	\$278,710.00	52.83%	\$196,506.84	60.07%	\$38,500.00	7.30%	\$27,725.00	8.48%
13.	Humboldt Park Library Renovation & Demolition	Steven Rankin Associates	\$396,186.80	\$348,340.80	\$91,540.00	23.11%	\$105,191.00	30.20%	\$43,000.00	10.85%	\$44,285.00	12.71%
14.	Lloyd Artificial Turf	Hitchcock Design Group	\$115,100.00	\$104,050.00	\$37,500.00	32.58%	\$33,750.00	32.44%	\$0.00	0.00%	\$0.00	0.00%
15.	Peck Elementary School Renovation	Muller & Muller Ltd.	\$788,787.00	\$691,786.31	\$321,500.00	40.76%	\$294,587.00	42.58%	\$330,287.00	41.87%	\$287,722.31	41.59%
16.	Ramova Theater Stabilization	N/A	\$0.00	\$0.00	\$0.00	0.00%	\$0.00	0.00%	\$0.00	0.00%	\$0.00	0.00%
17.	Rosenblum Park Redevelopment	Hitchcock Design Group	\$325,600.00	\$311,283.00	\$70,000.00	21.50%	\$69,300.00	22.26%	\$22,170.00	6.81%	\$19,810.00	6.36%
18.	Onahan Elementary School Linked Annex	Bauer Latoza Studio	\$641,547.00	\$535,656.60	\$190,902.00	29.76%	\$148,968.04	27.81%	\$450,645.00	70.24%	\$386,688.56	72.19%
19.	Durkin Elementary School Linked Annex	SMNG-A	\$753,700.00	\$645,167.00	\$230,000.00	30.52%	\$118,250.00	18.33%	\$43,000.00	5.71%	\$35,050.00	5.43%
Subtotals:			\$22,536,694.23	\$18,333,833.00	\$9,850,732.02	43.71%	\$9,190,329.06	50.13%	\$2,453,110.97	10.88%	\$2,036,570.29	11.11%

MWBE Compliance Report - Environmental Consultants - Categories A, B & C Task Orders Awards for 2012 Completed Projects

Public Building Commission of Chicago • Richard J. Daley Center • 50 West Washington, Room 200 • Chicago, Illinois 60602 • Tel: 312-744-3090 • Fax: 312-744-8005



Total 2012 Awards	\$2,211,248.54
Total Paid to Date Value	\$1,760,109.74
MBE Paid to Date	\$599,820.80
WBE Paid to Date	\$328,379.05
	34.08% of Total Paid to Date
	18.66% of Total Paid to Date

	Environmental Consultant - Category A, B, C	Total Contract Award	Paid To Date	MBE Commitments	%	MBE Actual	%	WBE Commitments	%	WBE Actual	%
1. South Shore High School Demolition	N/A	\$0.00	\$0.00	\$0.00	0.00%	\$0.00	0.00%	\$0.00	0.00%	\$0.00	0.00%
2. Brighton Park II Area Elementary School	K-Plus Environmental, LLC	\$1,950.00	\$1,950.00	\$0.00	0.00%	\$0.00	0.00%	\$0.00	0.00%	\$0.00	0.00%
Brighton Park II Area Elementary School	Kowalenko Consulting Group, Inc.	\$201,259.00	\$176,144.20	\$0.00	0.00%	\$0.00	0.00%	\$201,259.00	100.00%	\$176,144.20	100.00%
Brighton Park II Area Elementary School	Civil & Environmental Consultants, Inc.	\$274,023.73	\$268,451.81	\$20,396.00	7.44%	\$20,936.00	7.80%	\$6,800.00	2.48%	\$6,800.00	2.53%
3. 31st Street Harbor	N/A	\$0.00	\$0.00	\$0.00	0.00%	\$0.00	0.00%	\$0.00	0.00%	\$0.00	0.00%
4. Engine Company 16	Professional Services Industries, Inc.	\$48,089.19	\$30,256.35	\$22,826.35	47.47%	\$10,904.00	36.04%	\$3,000.00	6.24%	\$3,000.00	9.92%
Engine Company 16	Environmental Protection Industries	\$199,839.28	\$192,497.04	\$0.00	0.00%	\$0.00	0.00%	\$6,379.00	3.19%	\$1,968.60	1.02%
5. Michael Reese Hospital Demolition	AECOM	\$238,395.00	\$191,141.29	\$36,000.00	15.10%	\$36,000.00	18.83%	\$0.00	0.00%	\$0.00	0.00%
Michael Reese Hospital Demolition	Carnow, Conibear & Associates, LTD.	\$27,399.84	\$4,180.00	\$5,438.00	19.85%	\$0.00	0.00%	\$21,961.84	80.15%	\$4,180.00	100.00%
Michael Reese Hospital Demolition	R3 Environmental, Inc.	\$2,675.00	\$2,675.00	\$0.00	0.00%	\$0.00	0.00%	\$0.00	0.00%	\$0.00	0.00%
6. Edgebrook Elementary School Addition	Environmental Protection Industries	\$1,125.00	\$900.00	\$0.00	0.00%	\$0.00	0.00%	\$0.00	0.00%	\$0.00	0.00%
Edgebrook Elementary School Addition	Carnow, Conibear & Associates, LTD.	\$23,062.50	\$16,050.00	\$0.00	0.00%	\$0.00	0.00%	\$23,062.50	100.00%	\$16,050.00	100.00%
Edgebrook Elementary School Addition	Environmental Design International, Inc.	\$126,576.00	\$81,391.95	\$89,851.00	70.99%	\$81,391.95	100.00%	\$7,950.00	6.28%	\$0.00	0.00%
7. Southwest Area High School	Terracon Inc.	\$198,720.00	\$192,164.00	\$4,350.00	2.19%	\$0.00	0.00%	\$0.00	0.00%	\$0.00	0.00%
8. Dominguez Elementary School Turf	Carnow, Conibear & Associates, LTD.	\$42,630.00	\$34,877.50	\$0.00	0.00%	\$0.00	0.00%	\$42,630.00	100.00%	\$34,877.50	100.00%
9. 12th District Police Station	Environmental Design International, Inc.	\$261,827.00	\$259,184.00	\$261,027.00	99.69%	\$258,384.00	99.69%	\$800.00	0.31%	\$800.00	0.31%
10. Air Force Academy	N/A	\$0.00	\$0.00	\$0.00	0.00%	\$0.00	0.00%	\$0.00	0.00%	\$0.00	0.00%
11. Douglas Park Artificial Turf	Environmental Design International, Inc.	\$66,837.60	\$38,876.55	\$63,537.60	95.06%	\$38,876.55	100.00%	\$3,300.00	4.94%	\$0.00	0.00%
12. Henderson Renovation	N/A	\$0.00	\$0.00	\$0.00	0.00%	\$0.00	0.00%	\$0.00	0.00%	\$0.00	0.00%
13. Humboldt Park Library Renovation & Demolition	GSG Consultants, Inc.	\$141,246.00	\$77,693.55	\$137,284.00	97.19%	\$77,693.55	100.00%	\$4,142.50	2.93%	\$0.00	0.00%
14. Lloyd Artificial Turf	Carnow, Conibear & Associates, LTD.	\$67,675.00	\$10,260.00	\$3,728.00	5.51%	\$0.00	0.00%	\$63,947.00	94.49%	\$10,260.00	100.00%
15. Peck Elementary School Renovation	Environmental Protection Industries	\$1,200.00	\$1,200.00	\$0.00	0.00%	\$0.00	0.00%	\$0.00	0.00%	\$0.00	0.00%
16. Ramova Theater Stabilization	N/A	\$0.00	\$0.00	\$0.00	0.00%	\$0.00	0.00%	\$0.00	0.00%	\$0.00	0.00%
17. Rosenblum Park Redevelopment	Carnow, Conibear & Associates, LTD.	\$108,555.00	\$88,337.50	\$10,958.00	10.09%	\$14,038.75	15.89%	\$97,597.00	89.91%	\$74,298.75	84.11%
18. Onahan Elementary School Linked Annex	Pioneer Engineering & Environmental Service	\$89,869.00	\$53,379.00	\$18,000.00	20.03%	\$23,096.00	43.27%	\$3,400.00	3.78%	\$0.00	0.00%
19. Durkin Elementary School Linked Annex	Environmental Design International, Inc.	\$88,294.40	\$38,500.00	\$85,401.00	96.72%	\$38,500.00	100.00%	\$2,893.00	3.28%	\$0.00	0.00%
Subtotal		\$2,211,248.54	\$1,760,109.74	\$758,796.95	34.32%	\$599,820.80	34.08%	\$489,121.84	22.12%	\$328,379.05	18.66%

M/WBE Compliance Report - Environmental Consultants - Renovation & Demolition Task Order Awards for 2012 Completed Projects



Public Building Commission of Chicago • Richard J. Daley Center • 50 West Washington, Room 200 • Chicago, Illinois 60602 • Tel: 312-744-3090 • Fax:312-744-8005

Total 2012 Awards	\$1,569,598.63
Total Paid to Date Value	\$1,003,431.00
MBE Paid to Date	\$456,162.65
	45.46% of Total Paid to Date
WBE Paid to Date	\$281,461.70
	28.05% of Total Paid to Date

	Environmental Consultant - Renovation & Demolition	Total Contract Award	Paid To Date	MBE Commitments	%	MBE Actual	%	WBE Commitments	%	WBE Actual	%
1. South Shore High School Demolition	GSG Consultants, Inc.	\$67,870.00	\$65,265.00	\$64,645.00	95.25%	\$62,497.50	95.76%	\$3,343.00	4.93%	\$2,767.50	4.24%
2. Brighton Park II Area Elementary School	N/A	\$0.00	\$0.00	\$0.00	0.00%	\$0.00	0.00%	\$0.00	0.00%	\$0.00	0.00%
3. 31st Street Harbor	N/A	\$0.00	\$0.00	\$0.00	0.00%	\$0.00	0.00%	\$0.00	0.00%	\$0.00	0.00%
4. Engine Company 16	N/A	\$0.00	\$0.00	\$0.00	0.00%	\$0.00	0.00%	\$0.00	0.00%	\$0.00	0.00%
5. Michael Reese Hospital Demolition	Carnow, Conibear, & Associates, Ltd	\$130,500.00	\$107,078.00	\$0.00	0.00%	\$0.00	0.00%	\$130,500.00	100.00%	\$107,078.00	100.00%
Michael Reese Hospital Demolition	GSG Consultants, Inc.	\$468,047.00	\$212,624.00	\$459,313.65	98.13%	\$203,890.65	95.89%	\$8,733.35	1.87%	\$8,733.35	4.11%
6. Edgebrook Elementary School Addition	GSG Consultants, Inc.	\$3,750.00	\$0.00	\$3,581.00	95.49%	\$0.00	0.00%	\$169.00	4.51%	\$0.00	0.00%
7. Southwest Area High School	N/A	\$0.00	\$0.00	\$0.00	0.00%	\$0.00	0.00%	\$0.00	0.00%	\$0.00	0.00%
8. Dominguez Elementary School Turf	N/A	\$0.00	\$0.00	\$0.00	0.00%	\$0.00	0.00%	\$0.00	0.00%	\$0.00	0.00%
9. 12th District Police Station	Environmental Design International, Inc.	\$143,531.25	\$110,075.00	\$137,546.50	95.83%	\$100,075.00	90.92%	\$5,985.00	4.17%	\$0.00	0.00%
10. Air Force Academy	Carnow, Conibear, & Associates, Ltd	\$200,406.25	\$161,283.00	\$28,080.00	14.01%	\$4,625.00	2.87%	\$172,236.00	85.94%	\$156,639.85	97.12%
11. Douglas Park Artificial Turf	N/A	\$0.00	\$0.00	\$0.00	0.00%	\$0.00	0.00%	\$0.00	0.00%	\$0.00	0.00%
12. Henderson Renovation	United Analytical Services	\$149,986.25	\$81,829.00	\$22,290.00	14.86%	\$0.00	0.00%	\$4,457.00	2.97%	\$0.00	0.00%
13. Humboldt Park Library Renovation & Demolition	Accurate/GSG Consultants, Inc.	\$6,655.00	\$0.00	\$3,328.00	50.01%	\$0.00	0.00%	\$0.00	0.00%	\$0.00	0.00%
14. Lloyd Artificial Turf	N/A	\$0.00	\$0.00	\$0.00	0.00%	\$0.00	0.00%	\$0.00	0.00%	\$0.00	0.00%
15. Peck Elementary School Renovation	Environmental Consulting Group	\$169,801.00	\$153,392.00	\$44,009.00	25.92%	\$29,153.50	19.01%	\$8,702.00	5.12%	\$6,243.00	4.07%
16. Ramova Theater Stabilization	N/A	\$0.00	\$0.00	\$0.00	0.00%	\$0.00	0.00%	\$0.00	0.00%	\$0.00	0.00%
17. Rosenblum Park Redevelopment	GSG Consultants, Inc.	\$55,350.00	\$50,903.00	\$52,582.00	95.00%	\$50,903.00	100.00%	\$2,768.00	5.00%	\$0.00	0.00%
18. Onahan Elementary School Linked Annex	URS Corporation	\$90,626.88	\$18,189.00	\$26,144.00	28.85%	\$0.00	0.00%	\$1,053.00	1.16%	\$0.00	0.00%
19. Durkin Elementary School Linked Annex	Terracon Consultants, Inc.	\$83,075.00	\$42,793.00	\$18,850.00	22.69%	\$5,018.00	11.73%	\$3,775.00	4.54%	\$0.00	0.00%
Subtotals:		\$1,569,598.63	\$1,003,431.00	\$860,369.15	54.81%	\$456,162.65	45.46%	\$341,721.35	21.77%	\$281,461.70	28.05%

M/WBE Compliance Report - Traffic Study Task Order Awards for 2012 Completed Projects

Public Building Commission of Chicago • Richard J. Daley Center • 50 West Washington, Room 200 • Chicago, Illinois 60602 • Tel: 312-744-3090 • Fax:312-744-8005



Total 2012 Awards	\$56,725.00
Total Paid to Date Value	\$54,814.03
MBE Paid to Date	\$30,300.00
WBE Paid to Date	\$12,825.00
	55.28% of Total Paid to Date
	23.40% of Total Paid to Date

	Traffic Study Consultant	Total Contract Award	Paid To Date	MBE Commitments	%	MBE Actual	%	WBE Commitments	%	WBE Actual	%	
1.	South Shore High School Demolition	N/A	\$0.00	\$0.00	\$0.00	0.00%	\$0.00	0.00%	\$0.00	0.00%	\$0.00	0.00%
2.	Brighton Park II Area Elementary School	Regina Webster & Associates, Inc.	\$7,425.00	\$7,425.00	\$0.00	0.00%	\$0.00	0.00%	\$7,425.00	100.00%	\$7,425.00	100.00%
3.	31st Street Harbor	N/A	\$0.00	\$0.00	\$0.00	0.00%	\$0.00	0.00%	\$0.00	0.00%	\$0.00	0.00%
4.	Engine Company 16	Kenig, Lindgren, O'Hara, Aboona, Inc. (KLOA)	\$4,200.00	\$4,200.00	\$1,050.00	25.00%	\$1,050.00	25.00%	\$750.00	17.86%	\$750.00	17.86%
5.	Michael Reese Hospital Demolition	N/A	\$0.00	\$0.00	\$0.00	0.00%	\$0.00	0.00%	\$0.00	0.00%	\$0.00	0.00%
6.	Edgebrook Elementary School Addition	Regina Webster & Associates, Inc.	\$5,200.00	\$5,200.00	\$1,300.00	25.00%	\$1,300.00	25.00%	\$3,900.00	75.00%	\$3,900.00	75.00%
7.	Southwest Area High School	Kenig, Lindgren, O'Hara, Aboona, Inc. (KLOA)	\$11,900.00	\$11,414.03	\$1,375.00	11.55%	\$1,375.00	12.05%	\$750.00	6.30%	\$750.00	6.57%
8.	Dominguez Elementary School Turf	N/A	\$0.00	\$0.00	\$0.00	0.00%	\$0.00	0.00%	\$0.00	0.00%	\$0.00	0.00%
9.	12th District Police Station	N/A	\$0.00	\$0.00	\$0.00	0.00%	\$0.00	0.00%	\$0.00	0.00%	\$0.00	0.00%
10.	Air Force Academy	N/A	\$0.00	\$0.00	\$0.00	0.00%	\$0.00	0.00%	\$0.00	0.00%	\$0.00	0.00%
11.	Douglas Park Artificial Turf	N/A	\$0.00	\$0.00	\$0.00	0.00%	\$0.00	0.00%	\$0.00	0.00%	\$0.00	0.00%
12.	Henderson Renovation	Desman Associates	\$9,000.00	\$8,100.00	\$9,000.00	100.00%	\$8,100.00	100.00%	\$0.00	0.00%	\$0.00	0.00%
13.	Humboldt Park Library Renovation & Demolition	Desman Associates	\$8,500.00	\$8,500.00	\$8,500.00	100.00%	\$8,500.00	100.00%	\$0.00	0.00%	\$0.00	0.00%
14.	Lloyd Artificial Turf	N/A	\$0.00	\$0.00	\$0.00	0.00%	\$0.00	0.00%	\$0.00	0.00%	\$0.00	0.00%
15.	Peck Elementary School Renovation	N/A	\$0.00	\$0.00	\$0.00	0.00%	\$0.00	0.00%	\$0.00	0.00%	\$0.00	0.00%
16.	Ramova Theater Stabilization	N/A	\$0.00	\$0.00	\$0.00	0.00%	\$0.00	0.00%	\$0.00	0.00%	\$0.00	0.00%
17.	Rosenblum Park Redevelopment	Desman Associates	\$10,500.00	\$9,975.00	\$10,500.00	100.00%	\$9,975.00	100.00%	\$0.00	0.00%	\$0.00	0.00%
18.	Onahan Elementary School Linked Annex	N/A	\$0.00	\$0.00	\$0.00	0.00%	\$0.00	0.00%	\$0.00	0.00%	\$0.00	0.00%
19.	Durkin Elementary School Linked Annex	N/A	\$0.00	\$0.00	\$0.00	0.00%	\$0.00	0.00%	\$0.00	0.00%	\$0.00	0.00%
Subtotals:			\$56,725.00	\$54,814.03	\$31,725.00	55.93%	\$30,300.00	55.28%	\$12,825.00	22.61%	\$12,825.00	23.40%

M/WBE Compliance Report - Geotechnical Service Task Order Awards for 2012 Completed Projects



Public Building Commission of Chicago • Richard J. Daley Center • 50 West Washington, Room 200 • Chicago, Illinois 60602 • Tel: 312-744-3090 • Fax: 312-744-8005

Total 2012 Awards	\$256,989.46
Total Paid to Date Value	<u>\$240,437.80</u>
	<u>MBE Paid to Date</u>
	\$128,183.39 53.31% of Total Paid to Date
	<u>WBE Paid to Date</u>
	\$6,925.31 2.88% of Total Paid to Date

	Geotechnical Consultant	Total Contract Award	Paid To Date	MBE Commitments	%	MBE Actual	%	Commitments	%	WBE Actual	%	
1.	South Shore High School Demolition	N/A	\$0.00	\$0.00	\$0.00	0.00%	\$0.00	0.00%	\$0.00	0.00%	\$0.00	0.00%
2.	Brighton Park II Area Elementary School	N/A	\$0.00	\$0.00	\$0.00	0.00%	\$0.00	0.00%	\$0.00	0.00%	\$0.00	0.00%
3.	31st Street Harbor	N/A	\$0.00	\$0.00	\$0.00	0.00%	\$0.00	0.00%	\$0.00	0.00%	\$0.00	0.00%
4.	Engine Company 16	GSG Consultants, Inc.	\$33,807.50	\$33,807.50	\$33,807.50	100.00%	\$33,807.50	100.00%	\$0.00	0.00%	\$0.00	0.00%
5.	Michael Reese Hospital Demolition	N/A	\$0.00	\$0.00	\$0.00	0.00%	\$0.00	0.00%	\$0.00	0.00%	\$0.00	0.00%
6.	Edgebrook Elementary School Addition	Wang Engineering	\$4,598.74	\$4,368.25	\$4,598.74	100.00%	\$4,368.25	100.00%	\$0.00	0.00%	\$0.00	0.00%
	Edgebrook Elementary School Addition	Versar, Inc.	\$21,654.00	\$19,630.00	\$12,376.64	57.16%	\$12,376.64	63.05%	\$5,270.00	24.34%	\$5,270.00	26.85%
7.	Southwest Area High School	Environmental Protection Industries, Inc.	\$72,965.08	\$71,322.05	\$0.00	0.00%	\$0.00	0.00%	\$0.00	0.00%	\$0.00	0.00%
	Southwest Area High School	GSG Consultants, Inc.	\$36,875.00	\$36,875.00	\$36,875.00	100.00%	\$36,875.00	100.00%	\$0.00	0.00%	\$0.00	0.00%
8.	Dominguez Elementary School Turf	N/A	\$0.00	\$0.00	\$0.00	0.00%	\$0.00	0.00%	\$0.00	0.00%	\$0.00	0.00%
9.	12th District Police Station	N/A	\$0.00	\$0.00	\$0.00	0.00%	\$0.00	0.00%	\$0.00	0.00%	\$0.00	0.00%
10.	Air Force Academy	N/A	\$0.00	\$0.00	\$0.00	0.00%	\$0.00	0.00%	\$0.00	0.00%	\$0.00	0.00%
11.	Douglas Park Artificial Turf	GSG Consultants, Inc.	\$11,464.95	\$9,596.00	\$11,464.95	100.00%	\$9,596.00	100.00%	\$0.00	0.00%	\$0.00	0.00%
12.	Henderson Renovation	N/A	\$0.00	\$0.00	\$0.00	0.00%	\$0.00	0.00%	\$0.00	0.00%	\$0.00	0.00%
13.	Humboldt Park Library Renovation & Demolition	Wang Engineering	\$16,397.00	\$12,286.00	\$16,397.00	100.00%	\$12,286.00	100.00%	\$0.00	0.00%	\$0.00	0.00%
14.	Lloyd Artificial Turf	Wang Engineering	\$10,792.44	\$9,369.00	\$10,792.44	100.00%	\$9,369.00	100.00%	\$0.00	0.00%	\$0.00	0.00%
15.	Peck Elementary School Renovation	N/A	\$0.00	\$0.00	\$0.00	0.00%	\$0.00	0.00%	\$0.00	0.00%	\$0.00	0.00%
16.	Ramova Theater Stabilization	N/A	\$0.00	\$0.00	\$0.00	0.00%	\$0.00	0.00%	\$0.00	0.00%	\$0.00	0.00%
17.	Rosenblum Park Redevelopment	Wang Engineering	\$11,362.00	\$7,155.00	\$7,777.00	68.45%	\$7,155.00	100.00%	\$3,585.00	31.55%	\$0.00	0.00%
18.	Onahan Elementary School Linked Annex	Environmental Protection Industries, Inc.	\$13,476.75	\$12,896.00	\$3,410.00	25.30%	\$2,350.00	18.22%	\$0.00	0.00%	\$0.00	0.00%
19.	Durkin Elementary School Linked Annex	Terracon Consultants, Inc.	\$23,596.00	\$23,133.00	\$0.00	0.00%	\$0.00	0.00%	\$2,200.00	9.32%	\$1,655.31	7.16%
Subtotals:			\$256,989.46	\$240,437.80	\$137,499.27	53.50%	\$128,183.39	53.31%	\$11,055.00	4.30%	\$6,925.31	2.88%

M/WBE Compliance Report - Commissioning Authority Task Order Awards for 2012 Completed Projects



Public Building Commission of Chicago • Richard J. Daley Center • 50 West Washington, Room 200 • Chicago, Illinois 60602 • Tel: 312-744-3090 • Fax:312-744-8005

Total 2012 Awards	\$258,762.00
Total Paid to Date Value	\$178,117.30
MBE Paid to Date	\$25,416.87
WBE Paid to Date	\$11,764.00
	14.27% of Total Paid to Date
	6.60% of Total Paid to Date

Commissioning Authority	Total Contract Award	Paid To Date	MBE Commitments	%	MBE Actual	%	WBE Commitments	%	WBE Actual	%
1. South Shore High School Demolition	N/A	\$0.00	\$0.00	\$0.00	0.00%	\$0.00	\$0.00	0.00%	\$0.00	0.00%
2. Brighton Park II Area Elementary School	N/A	\$0.00	\$0.00	\$0.00	0.00%	\$0.00	\$0.00	0.00%	\$0.00	0.00%
3. 31st Street Harbor	E Cube Inc.	\$58,425.00	\$47,570.00	\$10,875.00	18.61%	\$0.00	\$8,325.00	14.25%	\$0.00	0.00%
4. Engine Company 16	SSRCx/Cotter Inc.	\$60,990.00	\$45,870.30	\$12,135.00	19.90%	\$12,135.00	\$27,303.00	44.77%	\$6,549.00	14.28%
5. Michael Reese Hospital Demolition	N/A	\$0.00	\$0.00	\$0.00	0.00%	\$0.00	\$0.00	0.00%	\$0.00	0.00%
6. Edgebrook Elementary School Addition	N/A	\$0.00	\$0.00	\$0.00	0.00%	\$0.00	\$0.00	0.00%	\$0.00	0.00%
7. Southwest Area High School	N/A	\$0.00	\$0.00	\$0.00	0.00%	\$0.00	\$0.00	0.00%	\$0.00	0.00%
8. Dominguez Elementary School Turf	N/A	\$0.00	\$0.00	\$0.00	0.00%	\$0.00	\$0.00	0.00%	\$0.00	0.00%
9. 12th District Police Station	SSRCx/Cotter Inc.	\$115,547.00	\$73,372.00	\$21,444.00	18.56%	\$1,976.87	\$47,051.00	40.72%	\$5,215.00	7.11%
10. Air Force Academy	N/A	\$0.00	\$0.00	\$0.00	0.00%	\$0.00	\$0.00	0.00%	\$0.00	0.00%
11. Douglas Park Artificial Turf	N/A	\$0.00	\$0.00	\$0.00	0.00%	\$0.00	\$0.00	0.00%	\$0.00	0.00%
12. Henderson Renovation	N/A	\$0.00	\$0.00	\$0.00	0.00%	\$0.00	\$0.00	0.00%	\$0.00	0.00%
13. Humboldt Park Library Renovation & Demolition	Primera Engineers	\$23,800.00	\$11,305.00	\$22,610.00	95.00%	\$11,305.00	\$1,190.00	5.00%	\$0.00	0.00%
14. Lloyd Artificial Turf	N/A	\$0.00	\$0.00	\$0.00	0.00%	\$0.00	\$0.00	0.00%	\$0.00	0.00%
15. Peck Elementary School Renovation	N/A	\$0.00	\$0.00	\$0.00	0.00%	\$0.00	\$0.00	0.00%	\$0.00	0.00%
16. Ramova Theater Stabilization	N/A	\$0.00	\$0.00	\$0.00	0.00%	\$0.00	\$0.00	0.00%	\$0.00	0.00%
17. Rosenblum Park Redevelopment	N/A	\$0.00	\$0.00	\$0.00	0.00%	\$0.00	\$0.00	0.00%	\$0.00	0.00%
18. Onahan Elementary School Linked Annex	N/A	\$0.00	\$0.00	\$0.00	0.00%	\$0.00	\$0.00	0.00%	\$0.00	0.00%
19. Durkin Elementary School Linked Annex	N/A	\$0.00	\$0.00	\$0.00	0.00%	\$0.00	\$0.00	0.00%	\$0.00	0.00%
Subtotals:		\$258,762.00	\$178,117.30	\$67,064.00	25.92%	\$25,416.87	\$83,869.00	32.41%	\$11,764.00	6.60%

Information is as of the Data Date below and may change as the projects financially close out.

Data Date: 12/31/2012

S:\Quarterly Report\Malisa Quarterly Reports\2012 Reports\Q4\Editable Reports\RP_PBC_RQ_YEARENDCOMPLIANCEREPORT_20130118

Print Date: 1/25/2013 1:10 PM

Page 1 of 1

M/WBE Compliance Report - Material Testing and Investigation Services Task Order Awards for 2012 Completed Projects

Public Building Commission of Chicago • Richard J. Daley Center • 50 West Washington, Room 200 • Chicago, Illinois 60602 • Tel: 312-744-3090 • Fax:312-744-8005



Total 2012 Awards
Total Paid to Date Value

\$2,522,369.48	
\$2,296,570.63	
MBE Paid to Date	
\$655,211.12	28.53% of Total Paid to Date
WBE Paid to Date	
\$22,763.51	0.99% of Total Paid to Date

	Material Testing and Investigation Services	Total Contract Award	Paid To Date	MBE Commitments	%	MBE Actual	%	WBE Commitments	%	WBE Actual	%
1.	South Shore High School Demolition ECS Midwest, LLC	\$36,325.00	\$31,681.25	\$0.00	0.00%	\$0.00	0.00%	\$0.00	0.00%	\$0.00	0.00%
2.	Brighton Park II Area Elementary School ECS Midwest, LLC	\$145,915.00	\$145,915.00	\$36,478.75	25.00%	\$36,473.50	25.00%	\$7,295.75	5.00%	\$7,513.38	5.15%
	Brighton Park II Area Elementary School K&S Engineers	\$18,480.00	\$17,101.00	\$17,556.00	95.00%	\$17,101.00	100.00%	\$924.00	5.00%	\$0.00	0.00%
3.	31st Street Harbor Great Lakes Soil & Environmental (Interra)	\$59,950.00	\$59,950.00	\$59,950.00	100.00%	\$59,950.00	100.00%	\$0.00	0.00%	\$0.00	0.00%
	31st Street Harbor Terracon Consultants, Inc.	\$161,163.00	\$161,613.00	\$20,000.00	12.41%	\$25,097.50	15.53%	\$0.00	0.00%	\$0.00	0.00%
	31st Street Harbor W.F. Baird & Associates, Ltd.	\$875,147.00	\$854,198.60	\$0.00	0.00%	\$0.00	0.00%	\$0.00	0.00%	\$0.00	0.00%
4.	Engine Company 16 ECS Midwest, LLC	\$47,420.00	\$36,818.50	\$11,855.00	25.00%	\$11,763.75	31.95%	\$2,370.00	5.00%	\$2,368.50	6.43%
	Engine Company 16 GSG Material Testing, Inc.	\$35,130.00	\$35,130.00	\$35,130.00	100.00%	\$35,130.00	100.00%	\$0.00	0.00%	\$0.00	0.00%
5.	Michael Reese Hospital Demolition N/A	\$0.00	\$0.00	\$0.00	0.00%	\$0.00	0.00%	\$0.00	0.00%	\$0.00	0.00%
6.	Edgebrook Elementary School Addition Terracon Consultants, Inc.	\$110,000.00	\$76,669.00	\$22,980.00	20.89%	\$19,611.00	25.58%	\$0.00	0.00%	\$0.00	0.00%
7.	Southwest Area High School Great Lakes Soil & Environmental (Interra)	\$32,738.00	\$32,738.00	\$32,738.00	100.00%	\$32,738.00	100.00%	\$0.00	0.00%	\$0.00	0.00%
	Southwest Area High School SEECO Consultants, Inc.	\$316,508.28	\$316,508.28	\$79,026.50	24.97%	\$79,026.50	24.97%	\$0.00	0.00%	\$0.00	0.00%
8.	Dominguez Elementary School Turf SEECO Consultants, Inc.	\$14,354.00	\$14,354.00	\$0.00	0.00%	\$0.00	0.00%	\$0.00	0.00%	\$0.00	0.00%
9.	12th District Police Station Great Lakes Soil & Environmental (Interra)	\$226,300.00	\$220,129.00	\$226,300.00	100.00%	\$220,129.00	100.00%	\$0.00	0.00%	\$0.00	0.00%
10.	Air Force Academy Flood Testing Laboratories, Inc.	\$26,898.20	\$17,542.00	\$0.00	0.00%	\$0.00	0.00%	\$17,756.00	66.01%	\$8,400.00	47.89%
	Air Force Academy S.A.M Consultants, Inc.	\$19,900.00	\$0.00	\$19,900.00	100.00%	\$0.00	0.00%	\$0.00	0.00%	\$0.00	0.00%
11.	Douglas Park Artificial Turf Great Lakes Soil & Environmental (Interra)	\$17,550.00	\$0.00	\$16,672.00	95.00%	\$0.00	0.00%	\$878.00	5.00%	\$0.00	0.00%
12.	Henderson Renovation Aecom	\$35,056.00	\$25,285.00	\$0.00	0.00%	\$0.00	0.00%	\$0.00	0.00%	\$0.00	0.00%
13.	Humboldt Park Library Renovation & Demolition SEECO Consultants, Inc.	\$10,110.00	\$10,110.00	\$0.00	0.00%	\$0.00	0.00%	\$0.00	0.00%	\$0.00	0.00%
	Humboldt Park Library Renovation & Demolition Aecom	\$30,300.00	\$30,300.00	\$0.00	0.00%	\$0.00	0.00%	\$0.00	0.00%	\$0.00	0.00%
14.	Lloyd Artificial Turf Terracon Consultants, Inc.	\$11,248.00	\$11,248.00	\$0.00	0.00%	\$0.00	0.00%	\$0.00	0.00%	\$0.00	0.00%
15.	Peck Elementary School Renovation Great Lakes Soil & Environmental (Interra)	\$8,770.00	\$5,333.00	\$8,770.00	100.00%	\$5,333.00	100.00%	\$0.00	0.00%	\$0.00	0.00%
	Peck Elementary School Renovation ECS Midwest, LLC	\$45,261.00	\$20,505.00	\$42,998.00	95.00%	\$20,023.37	97.65%	\$2,263.00	5.00%	\$481.63	2.35%
16.	Ramova Theater Stabilization N/A	\$0.00	\$0.00	\$0.00	0.00%	\$0.00	0.00%	\$0.00	0.00%	\$0.00	0.00%
17.	Rosenblum Park Redevelopment GSG Material Testing, Inc.	\$44,790.00	\$44,790.00	\$44,790.00	100.00%	\$44,790.00	100.00%	\$0.00	0.00%	\$0.00	0.00%
18.	Onahan Elementary School Linked Annex Great Lakes Soil & Environmental (Interra)	\$113,340.00	\$52,045.00	\$106,525.00	93.99%	\$48,044.50	92.31%	\$6,815.00	6.01%	\$4,000.00	7.69%
19.	Durkin Elementary School Linked Annex Aecom	\$79,716.00	\$76,607.00	\$0.00	0.00%	\$0.00	0.00%	\$0.00	0.00%	\$0.00	0.00%
Subtotals:		\$2,522,369.48	\$2,296,570.63	\$781,669.25	30.99%	\$655,211.12	28.53%	\$38,301.75	1.52%	\$22,763.51	0.99%

M/WBE Compliance Report - Surveyor Task Order Awards for 2012 Completed Projects

Public Building Commission of Chicago • Richard J. Daley Center • 50 West Washington, Room 200 • Chicago, Illinois 60602 • Tel: 312-744-3090 • Fax:312-744-8005



Total 2012 Awards	\$219,829.00
Total Paid to Date Value	\$218,059.10
	MBE Paid to Date
	\$144,289.10 66.17% of Total Paid to Date
	WBE Paid to Date
	\$2,030.00 0.93% of Total Paid to Date

	Surveyors	Total Contract Award	Paid To Date	MBE Commitments	%	MBE Actual	%	WBE Commitments	%	WBE Actual	%
1. South Shore High School Demolition	N/A	\$0.00	\$0.00	\$0.00	0.00%	\$0.00	0.00%	\$0.00	0.00%	\$0.00	0.00%
2. Brighton Park II Area Elementary School	C.M. Lavoie & Associates, Inc.	\$18,295.00	\$18,295.00	\$0.00	0.00%	\$0.00	0.00%	\$0.00	0.00%	\$0.00	0.00%
3. 31st Street Harbor	N/A	\$0.00	\$0.00	\$0.00	0.00%	\$0.00	0.00%	\$0.00	0.00%	\$0.00	0.00%
4. Engine Company 16	McBride Engineering, Inc.	\$14,730.00	\$14,730.00	\$0.00	0.00%	\$0.00	0.00%	\$0.00	0.00%	\$0.00	0.00%
5. Michael Reese Hospital Demolition	N/A	\$0.00	\$0.00	\$0.00	0.00%	\$0.00	0.00%	\$0.00	0.00%	\$0.00	0.00%
6. Edgebrook Elementary School Addition	Tecma Associates, Inc.	\$31,840.00	\$31,120.00	\$31,840.00	100.00%	\$31,120.00	100.00%	\$0.00	0.00%	\$0.00	0.00%
7. Southwest Area High School	Environmental Design International, Inc.	\$39,305.00	\$39,305.00	\$39,305.00	100.00%	\$39,305.00	100.00%	\$0.00	0.00%	\$0.00	0.00%
8. Dominguez Elementary School Turf	N/A	\$0.00	\$0.00	\$0.00	0.00%	\$0.00	0.00%	\$0.00	0.00%	\$0.00	0.00%
9. 12th District Police Station	Environmental Design International, Inc.	\$22,168.00	\$21,918.10	\$21,923.10	98.90%	\$21,918.10	100.00%	\$250.00	1.13%	\$0.00	0.00%
12th District Police Station	Balsamo-Olson Engineering	\$13,000.00	\$13,000.00	\$0.00	0.00%	\$0.00	0.00%	\$0.00	0.00%	\$0.00	0.00%
10. Air Force Academy	Environmental Design International, Inc.	\$10,896.00	\$10,896.00	\$10,896.00	100.00%	\$10,896.00	100.00%	\$0.00	0.00%	\$0.00	0.00%
11. Douglas Park Artificial Turf	Terra Engineering, Ltd.	\$2,030.00	\$2,030.00	\$0.00	0.00%	\$0.00	0.00%	\$2,030.00	100.00%	\$2,030.00	100.00%
12. Henderson Renovation	Landmark Engineering, LLC	\$7,300.00	\$7,300.00	\$0.00	0.00%	\$0.00	0.00%	\$0.00	0.00%	\$0.00	0.00%
13. Humboldt Park Library Renovation & Demolition	D.B. Sterlin Consultants, Inc.	\$9,600.00	\$9,600.00	\$9,600.00	100.00%	\$9,600.00	100.00%	\$0.00	0.00%	\$0.00	0.00%
14. Lloyd Artificial Turf	D.B. Sterlin Consultants, Inc.	\$8,650.00	\$8,650.00	\$8,650.00	100.00%	\$8,650.00	100.00%	\$0.00	0.00%	\$0.00	0.00%
15. Peck Elementary School Renovation	Tecma Associates, Inc.	\$22,800.00	\$22,800.00	\$22,800.00	100.00%	\$22,800.00	100.00%	\$0.00	0.00%	\$0.00	0.00%
16. Ramova Theater Stabilization	N/A	\$0.00	\$0.00	\$0.00	0.00%	\$0.00	0.00%	\$0.00	0.00%	\$0.00	0.00%
17. Rosenblum Park Redevelopment	Alfred Benesch & Company	\$4,290.00	\$3,490.00	\$0.00	0.00%	\$0.00	0.00%	\$0.00	0.00%	\$0.00	0.00%
18. Onahan Elementary School Linked Annex	V3 Companies of Illinois, Ltd.	\$9,700.00	\$9,700.00	\$0.00	0.00%	\$0.00	0.00%	\$0.00	0.00%	\$0.00	0.00%
19. Durkin Elementary School Linked Annex	Graef-USA	\$5,225.00	\$5,225.00	\$0.00	0.00%	\$0.00	0.00%	\$0.00	0.00%	\$0.00	0.00%
Subtotals:		\$219,829.00	\$218,059.10	\$145,014.10	65.97%	\$144,289.10	66.17%	\$2,280.00	1.04%	\$2,030.00	0.93%

M/WBE Compliance Report - Construction Signage Task Order Awards for 2012 Completed Projects



Public Building Commission of Chicago • Richard J. Daley Center • 50 West Washington, Room 200 • Chicago, Illinois 60602 • Tel: 312-744-3090 • Fax:312-744-8005

Total 2012 Awards
Total Paid to Date Value

\$15,910.00	
\$15,874.00	
MBE Paid to Date	
\$11,974.00	75.43% of Total Paid to Date
WBE Paid to Date	
\$0.00	0.00% of Total Paid to Date

	Construction Signage	Total Contract Award	Paid To Date	MBE Commitments	%	MBE Actual	%	Commitments	%	WBE Actual	%	
1.	South Shore High School Demolition	N/A	\$0.00	\$0.00	0.00%	\$0.00	0.00%	\$0.00	0.00%	\$0.00	0.00%	
2.	Brighton Park II Area Elementary School	The Blue Print Shoppe	\$1,032.00	\$996.00	\$1,032.00	100.00%	\$996.00	100.00%	\$0.00	0.00%	\$0.00	0.00%
3.	31st Street Harbor	H.M. Witt & Co.	\$1,980.00	\$1,980.00	\$0.00	0.00%	\$0.00	0.00%	\$0.00	0.00%	\$0.00	0.00%
4.	Engine Company 16	The Blue Print Shoppe	\$1,456.00	\$1,456.00	\$1,456.00	100.00%	\$1,456.00	100.00%	\$0.00	0.00%	\$0.00	0.00%
5.	Michael Reese Hospital Demolition	N/A	\$0.00	\$0.00	\$0.00	0.00%	\$0.00	0.00%	\$0.00	0.00%	\$0.00	0.00%
6.	Edgebrook Elementary School Addition	Sign-A-Rama	\$673.00	\$673.00	\$673.00	100.00%	\$673.00	100.00%	\$0.00	0.00%	\$0.00	0.00%
7.	Southwest Area High School	H.M. Witt & Co.	\$1,920.00	\$1,920.00	\$0.00	0.00%	\$0.00	0.00%	\$0.00	0.00%	\$0.00	0.00%
8.	Dominguez Elementary School Turf	The Blue Print Shoppe	\$668.00	\$668.00	\$668.00	100.00%	\$668.00	100.00%	\$0.00	0.00%	\$0.00	0.00%
9.	12th District Police Station	Sign-A-Rama	\$673.00	\$673.00	\$673.00	100.00%	\$673.00	100.00%	\$0.00	0.00%	\$0.00	0.00%
10.	Air Force Academy	Sign-A-Rama	\$673.00	\$673.00	\$673.00	100.00%	\$673.00	100.00%	\$0.00	0.00%	\$0.00	0.00%
11.	Douglas Park Artificial Turf	The Blue Print Shoppe	\$668.00	\$668.00	\$668.00	100.00%	\$668.00	100.00%	\$0.00	0.00%	\$0.00	0.00%
12.	Henderson Renovation	Sign-A-Rama	\$673.00	\$673.00	\$673.00	100.00%	\$673.00	100.00%	\$0.00	0.00%	\$0.00	0.00%
13.	Humboldt Park Library Renovation & Demolition	The Blue Print Shoppe	\$988.00	\$988.00	\$988.00	100.00%	\$988.00	100.00%	\$0.00	0.00%	\$0.00	0.00%
14.	Lloyd Artificial Turf	The Blue Print Shoppe	\$668.00	\$668.00	\$668.00	100.00%	\$668.00	100.00%	\$0.00	0.00%	\$0.00	0.00%
15.	Peck Elementary School Renovation	Sign-A-Rama	\$1,156.00	\$1,156.00	\$1,156.00	100.00%	\$1,156.00	100.00%	\$0.00	0.00%	\$0.00	0.00%
16.	Ramova Theater Stabilization	Sign-A-Rama	\$673.00	\$673.00	\$673.00	100.00%	\$673.00	100.00%	\$0.00	0.00%	\$0.00	0.00%
17.	Rosenblum Park Redevelopment	Sign-A-Rama	\$673.00	\$673.00	\$673.00	100.00%	\$673.00	100.00%	\$0.00	0.00%	\$0.00	0.00%
18.	Onahan Elementary School Linked Annex	The Blue Print Shoppe	\$668.00	\$668.00	\$668.00	100.00%	\$668.00	100.00%	\$0.00	0.00%	\$0.00	0.00%
19.	Durkin Elementary School Linked Annex	The Blue Print Shoppe	\$668.00	\$668.00	\$668.00	100.00%	\$668.00	100.00%	\$0.00	0.00%	\$0.00	0.00%
Subtotals:			\$15,910.00	\$15,874.00	\$12,010.00	75.49%	\$11,974.00	75.43%	\$0.00	0.00%	\$0.00	0.00%

M/WBE Compliance Report - Printing Services Task Order Awards for 2012 Completed Projects

Public Building Commission of Chicago • Richard J. Daley Center • 50 West Washington, Room 200 • Chicago, Illinois 60602 • Tel: 312-744-3090 • Fax:312-744-8005



Total 2012 Awards	\$262,217.91
Total Paid to Date Value	\$150,771.71
MBE Paid to Date	\$15,757.00
WBE Paid to Date	\$64,095.87
	10.45% of Total Paid to Date
	42.51% of Total Paid to Date

Printing Services	Total Contract Award	Paid To Date	MBE Commitments	%	MBE Actual	%	WBE Commitments	%	WBE Actual	%	
1. South Shore High School Demolition	Springer Blue Print Service, Inc.	\$3,347.46	\$3,347.46	\$0.00	0.00%	\$0.00	0.00%	\$0.00	0.00%	\$0.00	0.00%
2. Brighton Park II Area Elementary School	Springer Blue Print Service, Inc.	\$15,000.00	\$13,066.28	\$0.00	0.00%	\$0.00	0.00%	\$0.00	0.00%	\$0.00	0.00%
3. 31st Street Harbor	Cushing & Company	\$20,000.00	\$13,393.86	\$0.00	0.00%	\$0.00	0.00%	\$20,000.00	100.00%	\$13,393.86	100.00%
4. Engine Company 16	Cushing & Company	\$16,000.00	\$14,523.16	\$0.00	0.00%	\$0.00	0.00%	\$16,000.00	100.00%	\$14,523.16	100.00%
5. Michael Reese Hospital Demolition	BHFX Digital Imaging	\$881.60	\$881.60	\$0.00	0.00%	\$0.00	0.00%	\$0.00	0.00%	\$0.00	0.00%
Michael Reese Hospital Demolition	Cushing & Company	\$573.69	\$573.69	\$0.00	0.00%	\$0.00	0.00%	\$573.69	100.00%	\$573.69	100.00%
6. Edgebrook Elementary School Addition	The Blue Print Shoppe, Inc.	\$20,000.00	\$6,468.00	\$20,000.00	100.00%	\$6,468.00	100.00%	\$0.00	0.00%	\$0.00	0.00%
7. Southwest Area High School	Springer Blue Print Service, Inc.	\$25,000.00	\$19,937.50	\$0.00	0.00%	\$0.00	0.00%	\$0.00	0.00%	\$0.00	0.00%
8. Dominguez Elementary School Turf	Best Imaging Solutions, Inc.	\$7,500.00	\$1,232.00	\$0.00	0.00%	\$0.00	0.00%	\$7,500.00	100.00%	\$1,232.00	100.00%
9. 12th District Police Station	Cushing & Company	\$15,915.16	\$15,915.16	\$0.00	0.00%	\$0.00	0.00%	\$15,915.16	100.00%	\$15,915.16	100.00%
10. Air Force Academy	Springer Blue Print Service, Inc.	\$20,000.00	\$11,578.00	\$0.00	0.00%	\$0.00	0.00%	\$0.00	0.00%	\$0.00	0.00%
11. Douglas Park Artificial Turf	BHFX Digital Imaging	\$5,000.00	\$2,174.00	\$0.00	0.00%	\$0.00	0.00%	\$0.00	0.00%	\$0.00	0.00%
12. Henderson Renovation	Best Imaging Solutions, Inc.	\$25,000.00	\$7,778.00	\$0.00	0.00%	\$0.00	0.00%	\$25,000.00	100.00%	\$7,778.00	100.00%
13. Humboldt Park Library Renovation & Demolition	BHFX Digital Imaging	\$7,500.00	\$4,818.00	\$0.00	0.00%	\$0.00	0.00%	\$0.00	0.00%	\$0.00	0.00%
14. Lloyd Artificial Turf	Cushing & Company	\$3,000.00	\$1,296.00	\$0.00	0.00%	\$0.00	0.00%	\$3,000.00	100.00%	\$1,296.00	100.00%
15. Peck Elementary School Renovation	The Blue Print Shoppe, Inc.	\$25,000.00	\$7,416.00	\$25,000.00	100.00%	\$7,416.00	100.00%	\$0.00	0.00%	\$0.00	0.00%
16. Ramova Theater Stabilization	N/A	\$0.00	\$0.00	\$0.00	0.00%	\$0.00	0.00%	\$0.00	0.00%	\$0.00	0.00%
17. Rosenblum Park Redevelopment	The Blue Print Shoppe, Inc.	\$12,500.00	\$1,873.00	\$12,500.00	100.00%	\$1,873.00	100.00%	\$0.00	0.00%	\$0.00	0.00%
18. Onahan Elementary School Linked Annex	Cushing & Company	\$20,000.00	\$9,384.00	\$0.00	0.00%	\$0.00	0.00%	\$20,000.00	100.00%	\$9,384.00	100.00%
19. Durkin Elementary School Linked Annex	Springer Blue Print Service, Inc.	\$20,000.00	\$15,116.00	\$0.00	0.00%	\$0.00	0.00%	\$0.00	0.00%	\$0.00	0.00%
Subtotals:		\$262,217.91	\$150,771.71	\$57,500.00	21.93%	\$15,757.00	10.45%	\$107,988.85	41.18%	\$64,095.87	42.51%

M/WBE Compliance Report - 2012 Professional Administrative Services (Paid 1/1/12 to 12/31/12)



Program Summary	Total 2012 Paid Contract Value	\$22,844,288	
	Total MBE Paid 2012	\$10,451,089	46%
	Total WBE Paid 2012	\$1,196,956	5%

Project	Vendor	MBE Value			WBE Value	
		Paid to Prime	Paid to Date	%	Paid to Date	%
Insurance Broker Services - D&O	CS Insurance Strategies	\$4,000	\$4,000	100%	\$0	0%
Insurance Broker Services - Property Casualty & Health	Willis of Illinois	\$91,500	\$25,600	28%	\$6,400	7%
Legal Services	Neal and Leroy*	\$2,247,286	\$2,247,286	100%	\$0	0%
Legal Services	Patricia Bobb & Associates	\$10,585	\$0	0%	\$0	0%
Audit Services	Deloitte & Touche, LLP	\$188,000	\$47,025	25%	\$9,405	5%
Diversity Monitoring & Community Hiring Consulting	Trinal, Inc.	\$7,335	\$7,350	100%	\$0	0%
Information Technology	Unisys Corp.	\$58,225	\$14,556	25%	\$2,911	5%
Information Technology - PBC Website	Catalyst Consulting Group	\$13,810	\$13,810	100%	\$0	0%
Information Technology	Computer On-Site	\$10,457	\$0	0%	\$0	0%
Software Integration	Los Alamos Technical Associates	\$36,116	\$5,080	14%	\$2,587	7%
Payroll Services	ADP	\$19,907	\$0	0%	\$0	0%
Network Consulting	Elert & Associates	\$62,721	\$15,680	25%	\$3,136	5%
Banking	Bank of America	\$86,914	\$0	0%	\$0	0%
Banking	Bank of New York	\$10,457	\$0	0%	\$0	0%
Banking	Seaway	\$6,000	\$0	0%	\$0	0%
Banking	Amalgamated	\$2,700	\$0	0%	\$0	0%
Consulting Services	Chapman & Cutler	\$7,500	\$0	0%	\$0	0%
HR Consulting	Jackson Lewis LP	\$3,098	\$0	0%	\$0	0%
Procedure Development	Bronner Group	\$3,413	\$0	0%	\$3,413	100%
Project Management Office	The Rise Group*	\$14,595,497	\$5,502,156	38%	\$700,023	5%
Professional Staffing	Ajilon Professional	\$79,142	\$0	0%	\$0	0%
Property Management	MB Real Estate*	\$5,299,625	\$2,568,546	48%	\$469,081	9%
Total Paid in 2012		\$22,844,288	\$10,451,089	46%	\$1,196,956	5%

* Paid as of 3rd Quarter due to trailing invoices

Data Date: 12/31/2012

S:\Diversity\RP_PBC_CK_2012 Program Wide Professional Services_20130131

Specialty Consultant Q4 2012 Award and Commitment Report



Public Building Commission of Chicago • Richard J. Daley Center • 50 West Washington, Room 200 • Chicago, Illinois 60602 • Tel: 312-744-3090 • Fax: 312-744-8005

In the 4th Quarter of 2012, twenty-three (23) task orders valuing \$1,004,715.28 were issued against the Specialty Consultant term contracts (Surveying, Commissioning, Environmental Categories A, B and C, Environmental Renovation / Demolition, Geotechnical, Traffic Study, and Construction Inspection and Material Testing.) Below are the M/WBE Commitments for these task orders at award:

Type	Total Contract Value	MBE Commitment	MBE Value (at Award)	WBE Commitment	WBE Value (at Award)
Specialty Consultant Awards	\$1,004,715.28	43%	\$434,730.50	7%	\$66,290.75

Specialty Consultants Term Contracts Q4 2012 Award and Commitment Report



Public Building Commission of Chicago • Richard J. Daley Center • 50 West Washington, Room 200 • Chicago, Illinois 60602 • Tel: 312-744-3090 • Fax: 312-744-8005

On February 9, 2010, the Public Building Commission (PBC) received Board approval to award sixty-six (66) term contracts and on March 8, 2011, the PBC received Board approval to award an additional thirty-one (31) term contracts to firms pre-qualified to provide consulting services in the following categories: Surveying, Commissioning, Environmental Categories A, B and C, Environmental Renovation / Demolition, Geotechnical, Traffic Study and Construction Inspection and Material Testing as follows:

2010 Pre-Qualified Firms	2011 Pre-Qualified Firms	Specialty Consultant Category	Annual Not-To-Exceed Amount Per Firm
11	6	Traffic Study Services	\$200,000
11	7	Surveyor Services	\$200,000
12	4	Environmental Consulting Services – Categories A, B & C	\$1,500,000
9	2	Environmental Consulting Services – Renovation and Demolition	\$1,000,000
9	6	Geotechnical Investigation Services	\$750,000
7	4	Commissioning Authority Services	\$500,000
7	2	Construction Material Testing & Inspection Services	\$1,000,000

In September 2011, a random lottery by category was conducted to establish the rotation to accommodate the recent addition of firms. As services are required, the rotation determines the firm to which a Request for Pricing is issued. Proposals are reviewed and evaluated for experience, expertise of staff, capacity, past performance, plan of action proposed and pricing. Upon approval, PBC staff issues a task order against the successful firm's term contract.

In the 4th quarter of 2012, twenty-three (23) task orders valuing \$1,004,715.28 were issued against the Specialty Consultant term contracts. Of that total dollar value, 43% of the dollars were issued to MBE firms and 7% to WBE firms.

In addition 92% of all task orders issued during the 4th Quarter were awarded to local firms.

For year-end 2012, task orders valuing \$3,068,673.42 were issued against Specialty Consultant term contracts. Of that total dollar value, 45% of the dollars were issued to MBE firms and 11% to WBE firms.

In addition 84% of all task orders issued year-end 2012 were awarded to local firms.

Results Summary	4TH QUARTER					YEAR TO DATE				
	TOTAL	TOTAL MBE \$	TOTAL MBE %	TOTAL WBE \$	TOTAL WBE %	TOTAL	TOTAL MBE \$	TOTAL MBE %	TOTAL WBE \$	TOTAL WBE %
Traffic Study	\$11,500.00	\$0.00	0%	\$11,500.00	100%	\$30,750.00	\$0.00	0%	\$11,500.00	37%
Surveying	\$9,150.00	\$7,600.00	83%	\$0.00	0%	\$51,455.00	\$16,000.00	31%	\$2,500.00	5%
ENV - ABC	\$268,289.00	\$130,107.75	49%	\$35,427.25	13%	\$1,045,202.29	\$357,248.30	34%	\$238,433.75	23%
ENV - Reno/Demo	\$225,792.25	\$130,544.00	58%	\$8,886.00	4%	\$620,092.88	\$400,752.10	65%	\$53,081.78	9%
Geotechnical	\$24,868.00	\$12,900.00	52%	\$4,600.00	19%	\$89,667.22	\$48,062.44	54%	\$18,964.60	21%
Commissioning	\$89,100.00	\$0.00	0%	\$5,000.00	6%	\$210,310.00	\$22,610.00	11%	\$6,190.00	3%
Material Testing	\$376,016.03	\$153,578.75	41%	\$877.50	0.2%	\$1,021,196.03	\$519,702.75	51%	\$18,145.50	1.8%
TOTALS	\$1,004,715.28	\$434,730.50	43%	\$66,290.75	7%	\$3,068,673.42	\$1,364,375.59	45%	\$348,815.63	11%

Attached is the breakdown of the contracts awarded by each specialty consultant category.

Specialty Consultants: Traffic Study Services

2010 Term Contracts

Reporting Period: Q4 2012 10/01/12 - 12/31/12)



Public Building Commission • Richard J. Daley Center • 50 West Washington, Room 200 • Chicago, Illinois 60602 • Tel: 312-744-3090 • Fax: 312-744-8005

Pre-Qualified Traffic Study Consultants		
	AECOM	Chicago
	Alfred Benesch & Company	Chicago
	Baxter & Woodman, Inc.	Chicago
	Civiltech Engineering, Inc.	Itasca
MBE	Desman Associates	Chicago
	Gewalt Hamilton Associates, Inc.	Chicago
	Globetrotters Engineering Corporation - MBE - A	Chicago
	HDR Engineering, Inc.	Chicago
MBE	Infrastructure Engineering, Inc. - MP	Chicago
	Kenig, Lindgren, O'Hara, Aboona, Inc.	Rosemont
	Sam Schwartz Engineering, PLLC	Chicago
WBE	Regina Webster & Assoc., Inc.	Chicago
	Terra Engineering, LTD. - WBE - NM	Chicago
	Traffic Analysis & Design, Inc.	Chicago
	TranSystems Corporation	Chicago
	URS Corporation	Chicago
	V3 Companies of Illinois Ltd.	Woodridge

Traffic Study Services Task Orders Awarded Against Term Contracts Against Term Contracts						
M/WBE	CONSULTANTS	Task Order	Project Awarded	Award Date	Q4 2012	Year to Date
	AECOM					\$0.00
	Alfred Benesch & Company	05650-PS1557B-001	Edison Park Elementary School	8/14/2012		\$10,000.00
	Baxter & Woodman, Inc.					\$0.00
	Civiltech Engineering, Inc.					\$0.00
MBE	Desman Associates					\$0.00
	Gewalt Hamilton Associates, Inc.					\$0.00
	Globetrotters Engineering Corporation - MBE - A					\$0.00
	HDR Engineering, Inc.					\$0.00
MBE	Infrastructure Engineering, Inc. - MP					\$0.00
	Kenig, Lindgren, O'Hara, Aboona, Inc.					\$0.00
	Sam Schwartz Engineering, PLLC	05640-PS1557H-001	Hale ES Linked Annex	7/10/2012		\$9,250.00
WBE	Regina Webster & Assoc., Inc.	05620-PS1557I-001	Chicago Vocational Career Academy	12/11/2012	\$11,500.00	\$11,500.00
	Terra Engineering, LTD. - WBE - NM					\$0.00
	Traffic Analysis & Design, Inc.					\$0.00
	TranSystems Corporation					\$0.00
	URS Corporation					\$0.00
	V3 Companies of Illinois Ltd.					\$0.00
	TOTAL # OF AWARDS	3			TOTAL DOLLARS	\$11,500.00
					MBE DOLLARS	\$0.00
					MBE %	0%
					WBE DOLLARS	\$11,500.00
					WBE %	37%

Specialty Consultants: Surveyor Services

Term Contracts

Reporting Period: Q4 2012 (10/01/12 - 12/31/12)



Public Building Commission • Richard J. Daley Center • 50 West Washington, Room 200 • Chicago, Illinois 60602 • Tel: 312-744-3090 • Fax: 312-744-8005

Pre-Qualified Surveying Consultants		
	Alfred Benesch & Company	Chicago
MBE	American Surveying & Engineers, P.C.	Chicago
MBE	Ardmore Associates	Chicago
	Crawford, Murphy & Tilly, Inc.	Chicago
MBE	DB Sterlin Consultants, Inc.	Chicago
MBE	Dynasty Group	Chicago
MBE	Environmental Design International	Chicago
	Gewalt Hamilton Associates, Inc.	Vernon Hills
	GRAEF	Chicago
	HBK Engineering, LLC	Chicago
	Homer L. Chastain & Associates, LLP	Chicago
	Landmark Engineering, LLC	Palos Hills
	National Survey Service, Inc.	Chicago
	SPACECO, Inc.	Rosemont
MBE	TECMA Associates Incorporated	Chicago
WBE	Terra Engineering, Ltd.	Chicago
	V3 Companies of Illinois, Ltd.	Woodridge

Surveyor Services Task Orders Awarded Against Term Contracts						
M/WBE	CONSULTANTS	Task Order	Project Awarded	Award Date	Q4 2012	Year to Date
	Alfred Benesch & Company	05640-PS1858A-001	Hale Elementary School	5/8/2012		\$9,405.00
MBE	American Surveying & Engineers, P.C.					\$0.00
MBE	Ardmore Associates					\$0.00
	Crawford, Murphy & Tilly, Inc.					\$0.00
MBE	DB Sterlin Consultants, Inc.					\$0.00
MBE	Dynasty Group	04011-PS1688C-001	Chicago Children's Advocacy Center	10/1/2012	7,600.00	\$7,600.00
MBE	Environmental Design International	05803-PS1688D-002	Air Force Academy Renovation	3/1/2012		\$1,900.00
	Gewalt Hamilton Associates, Inc.					\$0.00
	GRAEF - USA	08130-PS1688E-002	Albany Park Library	11/13/2012	1,550.00	\$1,550.00
	HBK Engineering, LLC					\$0.00
	Homer L. Chastain & Associates, LLP					\$0.00
	Landmark Engineering, LLC	05620-PS1688H-001	Chicago Vocational Career Academy	9/11/2012		\$22,000.00
	National Survey Service, Inc.					\$0.00
	SPACECO, Inc.					\$0.00
MBE	TECMA Associates Incorporated	05650-PS1858G-001	Edison Park Elementary School	5/8/2012		\$6,500.00
WBE	Terra Engineering, Ltd.	05265-PS1688J-001	Jones College Prep Replacement	7/12/2012		\$2,500.00
	V3 Companies of Illinois, Ltd.					\$0.00
	TOTAL # OF AWARDS	7				
				TOTAL DOLLARS	\$9,150.00	\$51,455.00
				MBE DOLLARS	\$7,600.00	\$16,000.00
				MBE %	83.1%	31.1%
				WBE DOLLARS	\$0.00	\$2,500.00
				WBE %	0.0%	4.9%

Specialty Consultants: Environmental Consulting Services – Categories A, B & C

Term Contracts

Reporting Period: Q4 2012 (10/01/12 - 12/31/12)

Public Building Commission • Richard J. Daley Center • 50 West Washington, Room 200 • Chicago, Illinois 60602 • Tel: 312-744-3090 • Fax: 312-744-8005

Pre-Qualified Environmental Consultants

	AECOM	Chicago
	Camp Dresser & McKee, Inc.	Chicago
	Carlson Environmental, Inc. - PS1852	Chicago
WBE	Carnow Conibear & Assoc., Ltd.	Chicago
MBE	Environmental Design International Inc., - MP	Chicago
	Environmental Group Services, Ltd.	Chicago
	Environmental Protection Industries	South Holland
MBE	GSG Consultants, Inc.	Chicago
WBE	Kowalenko Consulting Group, Inc. - MP	Chicago
	AMEC, Inc. formerly MACTEC	Chicago
	Natural Resource Technology Corporation - PS1852	Chicago
	Pioneer Engineering	Chicago
	Terracon Consultants	Chicago
	Tetra Tech EM Inc. - PS1852	Chicago
	V3 Companies of Illinois Ltd.	Chicago
	Weaver Boos Consultants, Inc. - PS1852	Chicago

ENVIRONMENTAL CONSULTANT MGMT - A,B,C TASK ORDERS AWARDED AGAINST TERM CONTRACTS

M/WBE	CONSULTANTS	Contract	Project Awarded	Board Date	Phase I	Phase II	Design	Q4 2012	Year to Date	
	AECOM	04100-PS1569A-002	Michael Reese Hospital	4/10/2012		✓			\$67,030.00	
		04100-PS1569A-004	Michael Reese Hospital	9/11/2012		✓			\$11,040.00	
		04100-PS1569A-003	Michael Reese Hospital	9/11/2012		✓			\$13,000.00	
	Camp Dresser & McKee, Inc.							\$0.00		
	Carlson Environmental, Inc. - PS1852	05640-PS1852A-001	Hale ES Linked Annex	6/12/2012	✓				\$19,020.00	
		05640-PS1852A-002	Hale ES Linked Annex	11/13/2012		✓	✓	\$80,520.00	\$80,520.00	
WBE	Carnow Conibear & Assoc., Ltd.	05410-PS1569C-003	Rosenblum Park Development	3/1/2012		✓			\$64,860.00	
		05610-PS1569C-001	Dominquez ES Artificial Turf	5/8/2012		✓	✓		\$42,630.00	
		08020-PS1569C-001	Richard M. Daley Branch Library	6/12/2012		✓			\$6,240.00	
		05600-PS1569C-002	Lloyd Elementary School Artificial Turf	6/12/2012		✓			\$39,920.00	
		05802-PS1569C-001	Collins High School Renovation	12/11/2012		✓		✓	\$18,561.00	\$18,561.00
		05410-PS1569C-004	Rosenblum Park Development	12/11/2012		✓		✓	\$9,920.00	\$9,920.00
MBE	Environmental Design International Inc.,	11180-PS1569D-002	Douglas Park Artificial Turf	6/12/2012		✓	✓		\$45,177.00	
		05530-PS1569D-001	Bell ES Addition	7/10/2012	✓	✓			\$13,912.80	
		05530-PS1569D-002	Bell ES Addition	11/13/2012		✓		\$60,672.00	\$60,672.00	
	Environmental Group Services, Ltd.							\$0.00		
	Environmental Protection Industries	07060-PS1569F-001-001	Fire Station Engine Co. 16	7/10/2012		✓			\$7,200.00	
MBE	GSG Consultants, Inc.	05650-PS1569G-001	Edison Park Elementary School	5/8/2012	✓				\$11,580.00	
		05620-PS1569G-001	Chicago Vocational Career Academy	9/11/2012	✓	✓			\$125,481.25	
		05090-PS1569G-002	Boone Clinton Area Elementary School	11/13/2012	✓		✓	\$24,920.00	\$24,920.00	
		05650-PS1569G-002	Edison Park ES Linked Annex	11/13/2012		✓	✓	\$61,200.00	\$61,200.00	
WBE	Kowalenko Consulting Group, Inc.	05100-PS1569H-002	Brighton Park II Area ES	9/11/2012		✓		\$23,861.00		
	AMEC, Inc. formerly MACTEC							\$0.00		
	Natural Resource Technology Corporation - PS1852							\$0.00		
	Pioneer Engineering							\$0.00		
	Terracon Consultants							\$0.00		
	Tetra Tech EM Inc. - PS1852							\$0.00		
	V3 Companies of Illinois Ltd.	08130-PS1569L-002	Albany Park Library	3/1/2012		✓			\$22,775.18	
		08130-PS1569L-003	Albany Park Branch Library	6/12/2012	✓	✓			\$53,864.06	
		08130-PS1569L-004	Albany Park Library	8/14/2012		✓	✓		\$209,322.00	
	Weaver Boos Consultants, Inc. - PS1852	04011-PS1852D-001	Chicago Childrens Advocacy Center	10/1/2012	✓			\$12,496.00	\$12,496.00	
TOTAL # OF AWARDS		24								
								TOTAL DOLLARS	\$268,289.00	\$1,045,202.29
								MBE DOLLARS	130,107.75	\$357,248.30
								MBE %	48.50%	34.18%
								WBE DOLLARS	35,427.25	\$238,433.75
								WBE %	13.20%	22.81%

Specialty Consultants: Environmental Consulting Services: Renovation / Demolition

Term Contracts

Reporting Period: Q4 2012 (10/01/12 - 12/31/12)

Public Building Commission • Richard J. Daley Center • 50 West Washington, Room 200 • Chicago, Illinois 60602 • Tel: 312-744-3090 • Fax:312-744-8005



Pre-Qualified Consultants		
MBE	Accurate Environmental Solutions/GSG Consultants AJV	Chicago
	ATC Group Services Inc. - PS1857	Lombard
WBE	Carnow, Conibear & Associates Ltd	Chicago
	Environmental Consulting Group, Inc.	Chicago
MBE	Environmental Design International Inc.	Chicago
	Environmental Group Svcs. LTD. - PS1857	Chicago
MBE	GSG Consultants, Inc.	Chicago
	MACTEC Engineering and Consulting, Inc.	Chicago
	Terracon Consultants Inc.	Chicago
	United Analytical Services	Downers Grove
	URS Corporation, a Nevada Corp.	Chicago

Environmental Consulting Services: Renovation / Demolition Task Order Report Awarded Against Term Contracts

M/WBE	CONSULTANTS	Task Order	Project Awarded	Board Date	Q4 2012	Year to Date
MBE 50%	Accurate Environmental Solutions/GSG Consultants AJV	05650-PS1651A-001	Edison Park ES Linked Annex	10/1/2012	\$17,843.75	\$17,843.75
		05650-PS1651A-002	Edison Park ES Linked Annex	11/13/2012	\$88,296.00	\$88,296.00
	ATC Group Services Inc. - PS1857					\$0.00
WBE	Carnow, Conibear & Associates Ltd.	05230-PS1651B-001	Brighton Park I Area ES	6/12/2012		\$3,000.00
		05110-PS1651B-001	Lee Pasteur Hurley Area ES	6/12/2012		\$3,000.00
		05070-PS1651B-001	Powell Replacement ES	6/12/2012		\$3,000.00
		05240-PS1651B-001	Gwendolyn Brooks HS Addition	6/12/2012		\$3,750.00
		05360-PS1651B-001	Garvy ES Addition	6/12/2012		\$3,750.00
		05370-PS1651B-001	Sauganash ES Addition	6/12/2012		\$3,750.00
		05802-PS1651B-003	Collins High School Renovation	6/12/2012		\$4,500.00
		05814-PS1651C-002	Peck ES Renovation	6/12/2012		\$69,210.00
MBE	Environmental Consulting Group, Inc.	05530-PS1651D-002	Bell School Addition	11/13/2012	\$57,622.50	\$57,622.50
		05530-PS1651D-001	Bell School Addition	8/14/2012		\$15,612.50
		09070-PS1651D-002	12th District Police Station	9/11/2012		\$48,700.00
	Environmental Design International Inc.					
	Environmental Group Svcs. LTD. - PS1857	04011-PS1857B-001	Chicago Children's Advocacy Center	10/1/2012	\$5,090.00	\$5,090.00
MBE	GSG Consultants, Inc.	05170-PS1651E-001	Kelly Curie HS	6/12/2012		\$3,000.00
		05160-PS1651E-001	Ogden Replacement ES	6/12/2012		\$3,000.00
		05810-PS1651E-001	Mt. Greenwood ES Linked Annex	6/12/2012		\$3,000.00
		05350-PS1651E-001	Edgebrook ES Addition	6/12/2012		\$3,750.00
		05560-PS1651E-002	Stevenson ES Annex	3/1/2012		\$73,090.63
		05090-PS1651E-001	Boone Clinton Area ES	6/12/2012		\$3,000.00
		05080-PS1651E-002	Avondale Irving Park ES	6/12/2012		\$3,000.00
		05130-PS1651E-002	South Shore High School	7/10/2012		\$10,150.00
		05620-PS1651E-001	Chicago Vocational Career Academy	9/11/2012		\$113,450.00
			MACTEC Engineering and Consulting, Inc.			
	Terracon Consultants Inc.	05640-PS1651G-002	Hale ES Linked Annex	11/13/2012	\$56,940.00	\$56,940.00
		05640-PS1651G-001	Hale ES Linked Annex	8/14/2012		\$20,587.50
	United Analytical Services					\$0.00
	URS Corporation, a Nevada Corp.					\$0.00
	TOTAL # OF AWARDS	25				
			TOTAL DOLLARS		\$225,792.25	\$620,092.88
			MBE DOLLARS		130,544.00	400,762.10
			MBE %		57.82%	64.63%
			WBE DOLLARS		8,886.00	53,081.78
			WBE %		3.94%	8.56%

Specialty Consultants: Commissioning Authority Services

2010 Term Contracts

Reporting Period: Q4 2012 (10/01/12 - 12/31/12)

Public Building Commission • Richard J. Daley Center • 50 West Washington, Room 200 • Chicago, Illinois 60602 • Tel: 312-744-3090 • Fax: 312-744-8005



Pre-Qualified Commissioning Consultants

	E Cube	Chicago
	Farnsworth Group	Chicago
	Henneman Engineering Inc	Chicago
	Jacobs Engineering formerly Carter - Burgess	Chicago
MBE	Primera	Chicago
	Sebesta Blomberg	Chicago
WBE	SSRCx/CCI	Chicago
MBE	Nest Builders, Inc. dba dbHMS USA	Chicago
MBE	Environmental Systems Design, Inc.	Chicago
	M.E. Group, Inc.	Chicago
	Teng & Associates, Inc.	

COMMISSIONING AUTHORITY SERVICES TASK ORDERS AWARDED AGAINST TERM CONTRACTS AGAINST TERM CONTRACTS

	CONSULTANTS	Task Orders	Project Awarded	Board Date	Q4 2012	Year to Date
	E Cube	08020-PS1719A-001	Richard M. Daley Library -WHPBL	7/10/2012	\$0.00	\$3,500.00
		08130-PS1719A-001	Albany Park Library	9/11/2012	\$0.00	\$93,910.00
	Farnsworth Group				\$0.00	\$0.00
	Henneman Engineering Inc				\$0.00	\$0.00
	Jacobs Engineering formerly Carter - Burgess				\$0.00	\$0.00
MBE	Primera	08270-PS1719E-001	Humboldt Park Library Reno/Add	9/11/2012	\$0.00	\$23,800.00
	Sebesta Blomberg				\$0.00	\$0.00
NON-M / WBE/ WBE JV	SSRCx/CCI				\$0.00	\$0.00
	Nest Builders, Inc. dba dbHMS USA	11170-PS1854A-001	Ping Tom Park Field House	11/13/2012	\$89,100.00	\$89,100.00
	Environmental Systems Design, Inc.				\$0.00	\$0.00
	M.E. Group, Inc.				\$0.00	\$0.00
	Teng & Associates, Inc.				\$0.00	\$0.00
	TOTAL # OF AWARDS	4			TOTAL DOLLARS	\$89,100.00
					MBE DOLLARS	0.00
					MBE %	0.0%
					WBE DOLLARS	5,000.00
					WBE %	5.6%
						\$210,310.00
						22,610.00
						10.8%
						6,190.00
						2.9%

Specialty Consultants: Construction Material Testing & Inspection Services
Term Contracts
Reporting Period: Q4 2012 (10/01/12 - 12/31/12)



Public Building Commission • Richard J. Daley Center • 50 West Washington, Room 200 • Chicago, Illinois 60602 • Tel: 312-744-3090 • Fax: 312-744-8005

Pre-Qualified Construction Material Testing Consultants

	AECOM Technical Services	Chicago
	ECS Midwest, LLC	Chicago
WBE	Flood Testing Laboratories, Inc	Chicago
MBE	Interra, Inc.	Bolingbrook
MBE	GSG Material Testing, Inc.	Chicago
MBE	K & S Engineers - PS1856	Lombard
MBE	S.A.M. Consultants Incorporated - PS1856	Lombard
	SEECO Consultants, Inc.	Tinley Park
	Terracon Consultants, Inc.	Chicago

Construction Material Testing and Inspection Reports Task Order Report Awarded Against Term Contracts

M/WBE	CONSULTANTS	Task Order	Project Awarded	Board Date	Q4 2012	Year to Date
	AECOM Technical Services	05540-PS1669A-001	Durkin Elementary School Linked Annex	6/12/2012		\$79,716.00
		08270-PS1669A-001	Humboldt Park Library Reno & Addition	4/10/2012		\$30,300.00
		05813-PS1669A-002	Henderson Elementary School	4/10/2012		\$19,096.00
	ECS Midwest, LLC	05560-PS1669B-001	Stevenson Elem. School Linked Annex	5/8/2012		\$93,665.00
		05814-PS1669B-001	Peck Elementary School	4/10/2012		\$45,261.00
WBE	Flood Testing Laboratories, Inc					\$0.00
MBE	Interra, Inc. formerly Great Lakes Soil & Environmental Consultants	11180-PS1669E-001	Douglas Artificial Turf Field & Track Reno	11/13/2012	\$17,550.00	\$17,550.00
		05550-PS1669E-002	Onahan Elementary School Linked Annex	5/8/2012		\$106,815.00
		05550-PS1669E-001	Onahan Elementary School Linked Annex	2/1/2012		\$6,525.00
		08050-PS1669E-001	Edgewater Branch Library	4/10/2012		\$70,005.00
MBE	GSG Material Testing, Inc.	07060-PS1669D-003	Engine Company 16	2/1/2012		\$8,780.00
		05265-PS1669D-02	Jones College Prep	3/1/2012		\$210.00
		05090-PS1669D-002	Boone Clinton Elementary School	6/12/2012		\$11,300.00
		05240-PS1669D-002	Gwendolyn Brooks HS Addition	7/10/2012		\$73,388.00
		05410-PS1669D-001	Rosenblum Park Development	7/10/2012		\$44,790.00
		05265-PS1669D-003	Jones College Prep Replacement	11/13/2012	\$251,984.50	\$251,984.50
		05090-PS1669D-003	Boone Clinton Area Elementary School	12/11/2012	\$10,540.00	\$10,540.00
MBE	K & S Engineers - PS1856	05800-PS1856A-001	Holmes Elementary School	10/1/2012	\$5,271.25	\$5,271.25
MBE	S.A.M. Consultants Incorporated - PS1856	05803-PS1856B-001	Air Force Academy	4/10/2012		\$19,900.00
	SEECO Consultants, Inc.	05140-PS1669F-002	Southwest Area HS	10/1/2012	\$79,422.28	\$79,422.28
		05610-PS1669F-001	Dominguez ES Turf & Playground	8/14/2012		\$14,354.00
	Terracon Consultants, Inc.	05150-PS1669G-002	Back of the Yards High School	6/12/2012		\$14,685.00
		11120-PS1669G-003	31st Street Harbor - Landside	3/1/2012		\$6,390.00
		05600-PS1669G-001	Lloyd ES Turf Field	11/13/2012	\$11,248.00	\$11,248.00
	TOTAL # OF AWARDS	23			TOTAL DOLLARS	\$376,016.03
					MBE DOLLARS	\$153,578.75
					MBE %	40.84%
					WBE DOLLARS	\$877.50
					WBE %	0.23%
						1.78%